

BY550-50 ~ BY550-1000 SILICON RECTIFIER DIODES

PRV : 50 - 1000 Volts

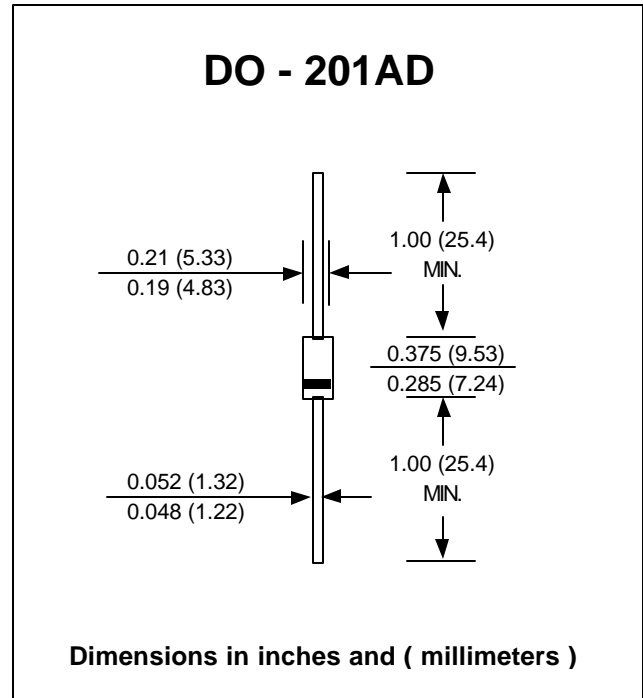
I_o : 5.0 Amperes

FEATURES :

- * High current capability
- * High surge current capability
- * High reliability
- * Low reverse current
- * Low forward voltage drop

MECHANICAL DATA :

- * Case : DO-201AD Molded plastic
- * Epoxy : UL94V-O rate flame retardant
- * Lead : Axial lead solderable per MIL-STD-202, Method 208 guaranteed
- * Polarity : Color band denotes cathode end
- * Mounting position : Any
- * Weight : 1.21 grams



MAXIMUM RATINGS AND ELECTRICAL CHARACTERISTICS

Rating at 25 °C ambient temperature unless otherwise specified.
 Single phase, half wave, 60 Hz, resistive or inductive load.
 For capacitive load, derate current by 20%.

RATING	SYMBOL	BY550 - 50	BY550 - 100	BY550 - 200	BY550 - 400	BY550 - 600	BY550 - 800	BY550 - 1000	UNIT
Maximum Repetitive Peak Reverse Voltage	V _{RRM}	50	100	200	400	600	800	1000	Volts
Maximum RMS Voltage	V _{RMS}	35	70	140	280	420	560	700	Volts
Maximum DC Blocking Voltage	V _{DC}	50	100	200	400	600	800	1000	Volts
Maximum Average Forward Current 0.375"(9.5mm) Lead Length Ta = 60°C	I _F	5.0							Amps.
Peak Forward Surge Current 8.3ms Single half sine wave Superimposed on rated load (JEDEC Method)	I _{FSM}	300							Amps.
Maximum Forward Voltage at I _F = 5.0 Amps.	V _F	0.95							Volts
Maximum DC Reverse Current Ta = 25 °C at rated DC Blocking Voltage Ta = 100 °C	I _R	20							μA
	I _{R(H)}	50							μA
Typical Junction Capacitance (Note1)	C _J	50							pF
Typical Thermal Resistance (Note2)	R _{θJA}	18							°C/W
Junction Temperature Range	T _J	- 65 to + 175							°C
Storage Temperature Range	T _{STG}	- 65 to + 175							°C

Notes :

- (1) Measured at 1.0 MHz and applied reverse voltage of 4.0V_{DC}
- (2) Thermal resistance from Junction to Ambient at 0.375" (9.5mm) Lead Lengths, P.C. Board Mounted.

RATING AND CHARACTERISTIC CURVES (BY550-50 - BY550-1000)

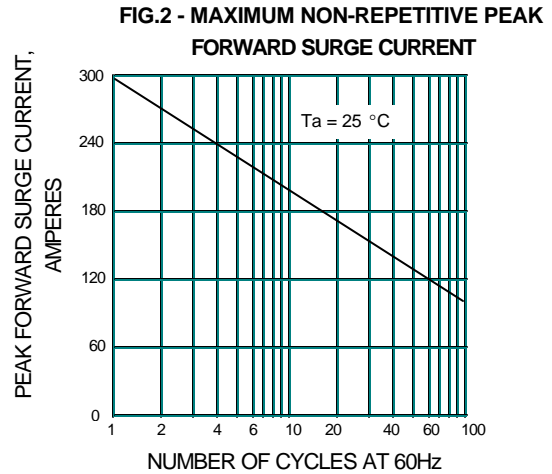
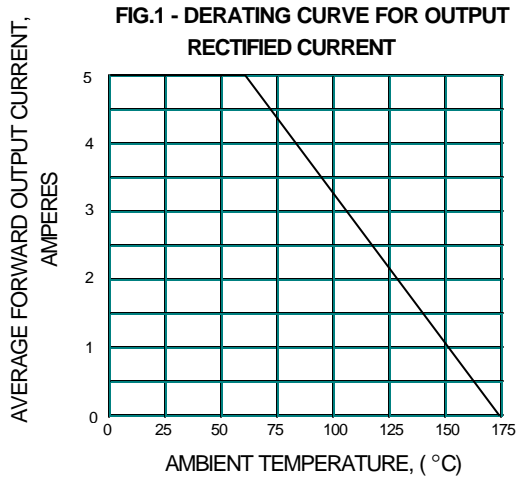


FIG.3 - TYPICAL FORWARD CHARACTERISTICS

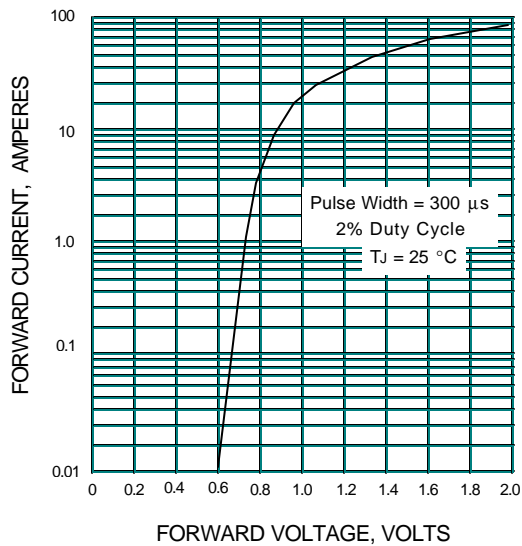


FIG.4 - TYPICAL JUNCTION CAPACITANCE

