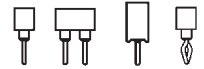


Receptacles, solder tail




Accept pins \varnothing 0.40–0.56 mm

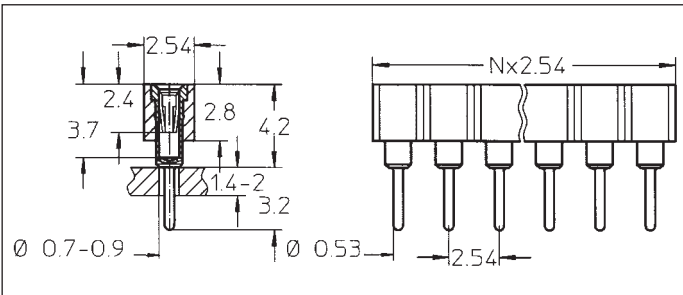


For corresponding pin connectors see pages 43 to 46

Ordering information

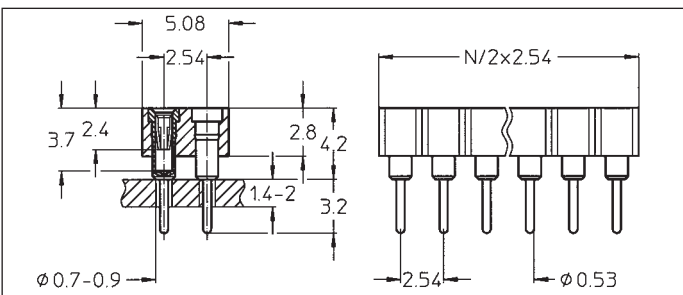
Replace **xx** with the number of poles, e.g. 410-91-2**xx**-41-001 for a double row version with 8 pins per row becomes: 410-91-2**16**-41-001

Platings	Sleeve 	Clip 	Pin 
13	0.25 μ m Au	0.75 μ m Au	
91	5 μ m Sn Pb	0.25 μ m Au	
93	5 μ m Sn Pb	0.75 μ m Au	
97	5 μ m Sn Pb	Goldflash	
99	5 μ m Sn Pb	5 μ m Sn Pb	



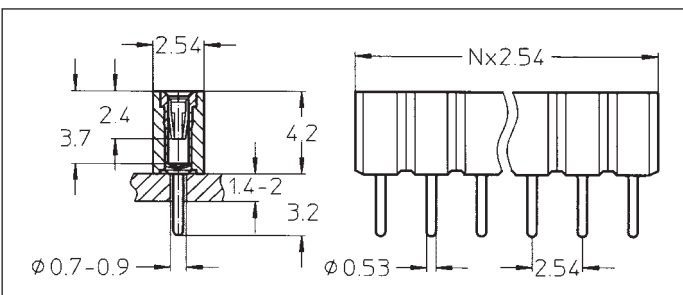
- 310-13-1xx-41-001 **B**
- 310-91-1xx-41-001
- 310-93-1xx-41-001
- 310-97-1xx-41-001
- 310-99-1xx-41-001

Straight receptacle: solder tail, single row
Availability from: 1 to 64 contacts
Standard number of contacts 5, 6, 8, 10, 14, 16, 20, 21, 25, 30, 32, 48, 56, 60, 64



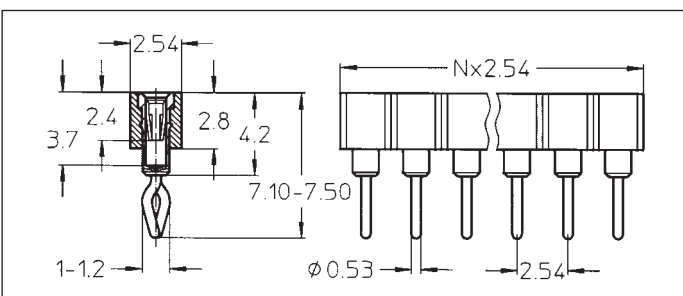
- 410-13-2xx-41-001 **B**
- 410-91-2xx-41-001
- 410-93-2xx-41-001
- 410-97-2xx-41-001
- 410-99-2xx-41-001

Straight receptacle: solder tail, double row
Availability from: 4 to 72 contacts
Standard number of contacts 40, 44, 56, 64, 72



- 310-91-1xx-01-640
- 310-93-1xx-01-640
- 310-97-1xx-01-640
- 310-99-1xx-01-640

Straight receptacle: solder tail, single row, with standoff
Availability from: 1 to 32 contacts
Standard number of contacts 14, 20, 32
Option
On request double and triple row



- 310-91-1xx-01-666
- 310-93-1xx-01-666
- 310-97-1xx-01-666
- 310-99-1xx-01-666

Straight receptacle: with clinched (right/left) solder tails, single row
Availability from: 3 to 64 contacts
Standard number of contacts 5, 6, 8, 10, 14, 16, 20, 21, 25, 30, 32, 48, 56, 60, 64