

25 Watts

AEV

Total Power: 25 Watts
Input Voltages: 24V or 48V
No. of Outputs: Single, Dual



Special Features

- Ideal for telecom/networking applications
- Standard Pinout - Low Profile
- Unencapsulated 2.0" x 2.5" x 0.33" package.
- 90°C Baseplate temperature
- Enable (on/off)
- 330kHz Switching frequency
- Under voltage lockout, OVP, OCP

Environmental

Operation case temperature range: -25°C to +90°C

Storage temperature: -40°C to +105°C

MTBF > 2 Million Hours (Bellcore TR332)

Safety

| | |
|------------|-------------|
| UL | UL1950 |
| CAN | CAN22.2-950 |
| TUV | EN60950 |
| CE | CE Mark |

Electrical Specs

Input

Input range 18-36 Vdc (24 Vdc nominal)
36 - 72Vdc (48Vdc nominal)

Input reverse voltage protection Fuse recommended
Input surge voltage 100V for 100ms (48V)
50V for 100ms (24V)

Undervoltage lockout Vin<30-36V (48V)
Vin<14-18V (24V)
Efficiency 83% typical (5Vout)

Output

Voltage tolerance ±1.0%

Line regulation ±0.1%

Load regulation ±0.5%

Noise/ripple 75mV P-P

Short circuit protection Continuous power cycle
Overvoltage protection 36V to 42V (24Vin)
72V to 82V (48Vin)
Transient response 4% Vo typ; recovery <200msec typ
(25% step load change)

Temperature coefficient ±0.02%Vo/°C
Switching frequency 330kHz

Control

Enable on = >7.0Vdc
off = >3.5Vdc
See TRN

Enable current 0.6ma max.
Output trim 90% to 110% Vo

Isolation

I/O isolation 500Vdc

AMERICAS

5810 Van Allen Way
 Carlsbad, CA 92008
 Telephone: 760-930-4600
 Facsimile: 760-930-0698

EUROPE

Astec House, Waterfront Business Park
 Merry Hill, Dudley
 West Midlands, DY5 1LX, UK
 Telephone: 44 (1384) 842-211
 Facsimile: 44 (1384) 843-355

ASIA

Units 2111-2116, Level 21
 Tower1, Metroplaza
 223, Hing Fong Road
 Fwai Fong, New Territories
 Hong Kong
 Telephone: 852-2437-9662
 Facsimile: 852-2402-4426

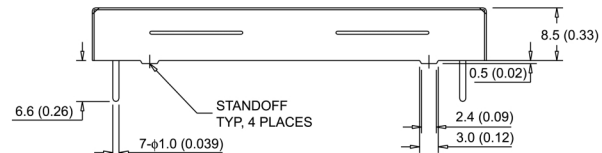
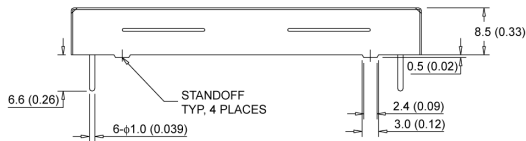
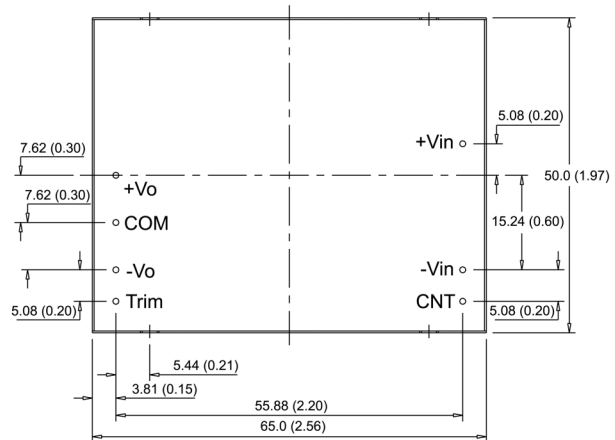
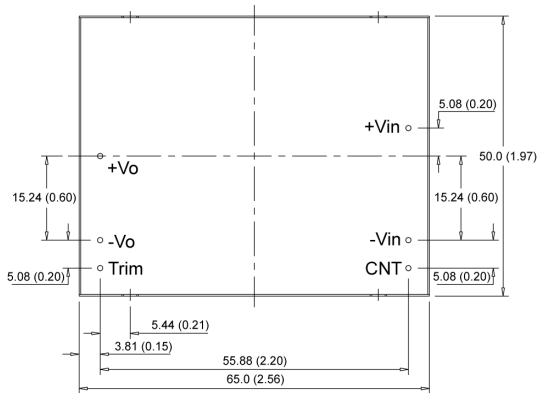


AEV

Ordering Information

| Input VDC | Output 1 Voltage | Output 2 Voltage | Efficiency | Model Number |
|-----------|------------------|------------------|------------|--------------|
| 18-36 V | 3.3V @ 5.0A | | 80% | AEV05F24 |
| 18-36 V | 5.0V @ 4.0A | | 83% | AEV04A24 |
| 18-36 V | 12.0V @ 2.1A | | 85% | AEV02B24 |
| 18-36 V | 15.0V @ 1.7A | | 86% | AEV02C24 |
| 36-72 V | 3.3V @ 5.0A | | 80% | AEV05F48 |
| 36-72 V | 5.0V @ 4.0A | | 83% | AEV04A48 |
| 36-72 V | 6.0V @ 4.1A | | 86% | AEV04N48 |
| 36-72 V | 12.0V @ 2.1A | | 86% | AEV02B48 |
| 36-72 V | 15.0V @ 1.7A | | 86% | AEV02C48 |
| 18-36 V | +5.0V @ 2.0A | -5.0V @ 2.0A | 83% | AEV02AA24 |
| 18-36 V | +12.0V @ 1.05A | -12.0V @ 1.05A | 86% | AEV01BB24 |
| 18-36 V | +15.0V @ 0.85A | -15.0V @ 0.85A | 86% | AEV01CC24 |
| 36-72 V | +5.0V @ 2.0A | -5.0V @ 2.0A | 83% | AEV01AA48 |
| 36-72 V | +12.0V @ 1.05A | -12.0V @ 1.05A | 86% | AEV01BB48 |
| 36-72 V | +15.0V @ 0.85A | -15.0V @ 0.85A | 86% | AEV01CC48 |

Single output



Notes:

- 20 MHz bandwidth. An external 2.2mf ceramic capacitor is recommended to be placed from +V out to -V out.
- Consult Technical Reference Notes for Recommended Input/Output Filtering
- All specifications are typical at nominal line, full load, and 25° C unless otherwise noted.
- All specifications subject to change without notice. Mechanical drawings are for reference only.