

PLEASE CHECK WWW.MOLEX.COM FOR LATEST PART INFORMATION

Part Number: [0009508141](#)
Status: **Active**
Overview: [kk](#)
Description: 3.96mm (.156") Pitch KK® Crimp Terminal Housing, Friction Ramp, 14 Circuits

Documents:

[3D Model](#) [Product Specification PS-08-50 \(PDF\)](#)
[Drawing \(PDF\)](#) [RoHS Certificate of Compliance \(PDF\)](#)
[Packaging Specification \(PDF\)](#)

Agency Certification

CSA LR19980

General

Product Family Crimp Housings
 Series [41695](#)
 Overview [kk](#)
 Product Name KK®

Physical

Breakaway No
 Circuits (maximum) 14
 Color - Resin Natural
 Flammability 94V-0
 Gender Female
 Glow-Wire Compliant No
 Keying to Mating Part None
 Lock to Mating Part Yes
 Material - Resin Polyester
 Number of Rows 1
 Packaging Type Bag
 Panel Mount No
 Pitch - Mating Interface (in) 0.156 In
 Pitch - Mating Interface (mm) 3.96 mm
 Temperature Range - Operating 0°C to +75°C

Material Info

Old Part Number 41695-N-B14

Reference - Drawing Numbers

Packaging Specification PK-41695-002
 Product Specification PS-08-50
 Sales Drawing SD-41695

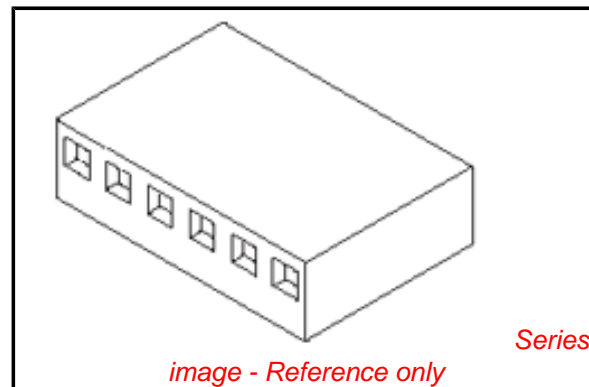


image - Reference only

EU RoHS

**ELV and RoHS
 Compliant**
**REACH SVHC
 Contains SVHC: No**
**Halogen-Free
 Status**

China RoHS



Not Halogen-Free

**Need more information on product
 environmental compliance?**

Email productcompliance@molex.com
 For a multiple part number RoHS Certificate of
 Compliance, [click here](#)

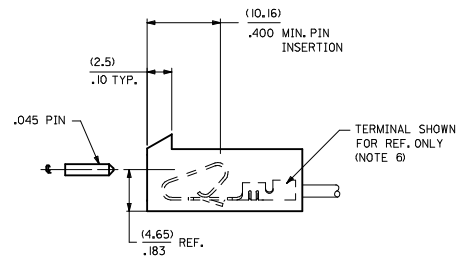
Please visit the [Contact Us](#) section for any
 non-product compliance questions.

Search Parts in this Series

[41695Series](#)

Use With

KK® Crimp Terminal [2478](#) , [2578](#) , [8818](#).
 Trifurcon™ Crimp Terminal [7258](#) , [6438](#) ,
[6838](#)



41695 - * - * N - ##

MATERIAL CODE
N=MOLDED NATURAL
B=BLACK
G=GLow WIRE

VOID CODE

BLANK=NO VOIDS
NO.=NO. CORRESPONDS TO CKT. NO. VOIDED
MULT. VOIDS=START WITH 51

NO. OF CKTS.
SEE NOTE 10

- NOTES:
- MATERIAL: N - GLASS FILLED POLYESTER, UL94V-0, MOLDED NATURAL
B - GLASS FILLED POLYESTER, UL94V-0, MOLDED BLACK
G - UL94V-0 PA6 NYLON , IEC 60335-1, 4th EDITION GLOW WIRE CAPABLE, COLOR: BLACK
 - FINISH: SEE TERMINAL DRAWINGS
 - PRODUCT SPECIFICATION: PS-08-50 AND PS-40-02
 - PACKAGING INFORMATION: SEE LEGEND
 - MATES WITH (3.96)/.156 CENTER HEADERS AND (1.14)/.045 SQUARE OR ROUND PINS
 - HOUSING ACCEPTS STANDARD TERMINAL NOS.:
2478 (18-24 AWG) WITH (2.79)/.110 MAX. INSULATION DIA.
2578 (22-26 AWG) WITH (1.65)/.065 MAX. INSULATION DIA.
OR TRIFURCON TERMINAL NOS.:
6438 (18-22 AWG) WITH (2.79)/.110 MAX. INSULATION DIA.
6638 (18-24 AWG) WITH (2.79)/.110 MAX. INSULATION DIA.
7258 (22-26 AWG) WITH (1.65)/.065 MAX. INSULATION DIA.
 - BOW (.006 MM/MM) / .006 IN/IN.
 - (0.13)/.005 MAX. FLASH ALLOWED ALONG DIMENSION B AND IN LOCKING WINDOW.
 - THIS PART CONFORMS TO CLASS B REQUIREMENTS OF COSMETIC SPECIFICATION PS-45499-002.
 - CIRCUIT SIZES 13 THROUGH 20 ARE NOT AVAILABLE IN G MATERIAL.

OPTION CODE				
CODE	RAMP	POLARIZE	PACKAGING	RIB
A	NO	NO	BULK PER PK-41695-001	NO
B	YES	NO	BULK PER PK-41695-002	NO
D	YES	YES	BULK PER PK-41695-003	NO
E	YES	NO	BULK PER PK-41695-002	YES
G	END RAMP ONLY	YES	BULK PER PK-41695-003	NO

NO. OF CKTS SEE NOTE 10	DIM. A	DIM. B
1	NOT AVAILABLE	
2	(8.79) .348	(3.96+.05) .156+.002
3	(12.75) .502	(7.92+.08) .312+.003
4	(16.71) .656	(11.89+.08) .468+.003
5	(20.67) .814	(15.85+.08) .524+.003
6	(24.64) .970	(19.81+.10) .780+.004
7	(28.60) 1.126	(23.77+.10) .936+.004
8	(32.56) 1.282	(27.74+.10) 1.092+.004
9	(36.53) 1.438	(31.70+.10) 1.248+.004
10	(40.49) 1.594	(35.66+.15) 1.404+.006
11	(44.45) 1.750	(39.62+.15) 1.560+.006
12	(48.41) 1.906	(43.59+.15) 1.716+.006
13	(52.37) 2.062	(47.55+.15) 1.872+.006
14	(56.34) 2.218	(51.51+.18) 2.028+.007
15	(60.30) 2.374	(55.47+.18) 2.184+.007
16	(64.26) 2.530	(59.44+.20) 2.340+.008
17	(68.22) 2.686	(63.40+.20) 2.496+.008
18	(72.19) 2.842	(67.36+.23) 2.652+.009
19	(76.15) 2.998	(71.32+.23) 2.808+.009
20	(80.11) 3.154	(75.28+.23) 2.964+.009

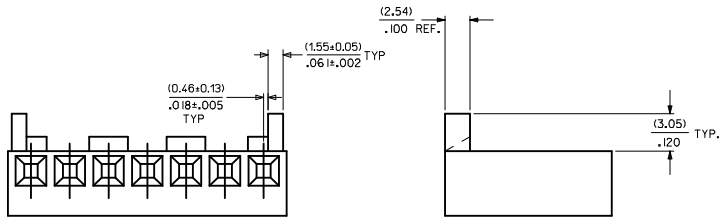
REMOVE 41695-2003 IEC NO: UCF2010-0004 DRAWN BY: SKOWRONSKI CHYKOSZOUSEK APPR:FSM/TH 2009/08/07 2009/08/10 2009/08/18	QUALITY SYMBOLS =0 =0	GENERAL TOLERANCES (UNLESS SPECIFIED) mm INCH 4 PLACES ±.25 ±.010 3 PLACES ±.25 ±.014 2 PLACES ±.36 ±.014 1 PLACE ±.36 ±.014 ANGULAR ±1/2°		DIMENSION STYLE MM/IN DRAWN BY: SKOWRONSKI CHECKED BY: PATEL APPROVED BY: ENZ DATE: 04/05/86 DATE: 04/05/86 DATE: 04/05/86		SCALE: --- DESIGN UNITS: INCH THIRD ANGLE PROJECTION		TITLE: (3.96)/.156 CENTERLINE CONNECTOR HOUSING FOR KK CRIMP TERMINALS MOLEX INCORPORATED	
		DRAFT WHERE APPLICABLE MUST REMAIN WITHIN DIMENSIONS		MATERIAL NO. SEE CHART DOCUMENT NO. SD-41695		SHEET NO. 1 OF 4			

41695-N-AN-*			41695-N-BN-*			
PART NO.	ENG. NO.	VOIDS	PART NO.	ENG. NO.	VOIDS	
	NOT AVAILABLE			NOT AVAILABLE		
09-50-8020	41695-N-A2		09-50-8021	41695-N-B2		
09-50-8030	41695-N-A3		09-50-8031	41695-N-B3		
09-50-8040	41695-N-A4		09-50-8041	41695-N-B4		
09-50-8050	41695-N-A5		09-50-8051	41695-N-B5		
09-50-8060	41695-N-A6		09-50-8061	41695-N-B6		
09-50-8070	41695-N-A7		09-50-8071	41695-N-B7		
09-50-8080	41695-N-A8		09-50-8081	41695-N-B8		
09-50-8090	41695-N-A9		09-50-8091	41695-N-B9		
09-50-8100	41695-N-A10		09-50-8101	41695-N-B10		
09-50-8110	41695-N-A11		09-50-8111	41695-N-B11		
09-50-8120	41695-N-A12		09-50-8121	41695-N-B12		
09-50-8130	41695-N-A13		09-50-8131	41695-N-B13		
09-50-8140	41695-N-A14		09-50-8141	41695-N-B14		
09-50-8150	41695-N-A15		09-50-8151	41695-N-B15		
09-50-8160	41695-N-A16		09-50-8161	41695-N-B16		
09-50-8170	41695-N-A17		09-50-8171	41695-N-B17		
09-50-8180	41695-N-A18		09-50-8181	41695-N-B18		
09-50-8190	41695-N-A19		09-50-8191	41695-N-B19		
09-50-8200	41695-N-A20		09-50-8201	41695-N-B20		
09-50-9085	41695-N-A8-2	2	09-50-9030	41695-N-B3-2	2	
41695-0001	41695-N-A6-3	3		41695-N-B5-2	2	
41695-0002	41695-N-A5-4	4		41695-N-B9-2	2	
				41695-N-B11-2	2	
				41695-N-B12-2	2	
				41695-N-B14-2	2	
				09-50-9150	41695-N-B15-14	14
				09-50-9060	41695-N-B6-5	5
				09-50-9070	41695-N-B7-6	6
				09-50-9071	41695-N-B7-2	2
				09-50-9040	41695-N-B4-3	3
				09-50-9090	41695-N-B9-7	7
					41695-N-B14-13	13
				09-50-9136	41695-N-B13-5	5
				09-50-9137	41695-N-B13-8	8
				09-50-9050	41695-N-B5-51	2,4
				09-50-9061	41695-N-B6-3	3
				09-50-9080	41695-N-B8-2	2

41695-G-AN-*			41695-G-BN-*		
PART NO.	ENG. NO.	VOIDS	PART NO.	ENG. NO.	VOIDS
41695-2032	41695-G-A02		41695-2000	41695-G-B02	
41695-2033	41695-G-A03		41695-2005	41695-G-B03	
41695-2034	41695-G-A04		41695-2002	41695-G-B04	
41695-2035	41695-G-A05		41695-2006	41695-G-B05	
41695-2036	41695-G-A06		41695-2007	41695-G-B06	
41695-2037	41695-G-A07		41695-2008	41695-G-B07	
41695-2038	41695-G-A08		41695-2009	41695-G-B08	
41695-2039	41695-G-A09		41695-2010	41695-G-B09	
41695-2040	41695-G-A10		41695-2011	41695-G-B10	
41695-2041	41695-G-A11		41695-2012	41695-G-B11	
41695-2042	41695-G-A12		41695-2013	41695-G-B12	

OPTION CODE D

RAMP WITH POLARIZING PEGS (RIBS)



WHEN MATING WITH BREAKAWAY HEADERS THE FRICTION LOCK WALL MUST BE REMOVED

ADD 41695-0002 DEC NO. UICP2009-2480 DRAWN BY: KIPPER 2009/05/27 CHECKED BY: BELL 2009/05/26 APPR:FSM TH 2009/05/26 REV 55	QUALITY SYMBOLS ▽=0 ▽=0	GENERAL TOLERANCES (UNLESS SPECIFIED) mm INCH 4 PLACES # --- ± --- 3 PLACES # --- ± --- 2 PLACES # --- ± --- 1 PLACE # --- ± --- ANGULAR ±1/2°	DIMENSION STYLE MM/IN DRAWN BY: SAMIEC 09/22/86 CHECKED BY: PATEL 09/22/86 APPROVED BY: ENZ 09/22/86	SCALE: --- DESIGN UNITS: INCH THIRD ANGLE PROJECTION	TITLE: (3.96)/.156 CENTERLINE CONNECTOR HOUSING FOR KK CRIMP TERMINAL	
	MATERIAL NO. SEE CHART DOCUMENT NO. SD-41695 SHEET NO. 2 OF 4	MOLEX INCORPORATED	THIS DRAWING CONTAINS INFORMATION THAT IS PROPRIETARY TO MOLEX INCORPORATED AND SHOULD NOT BE USED WITHOUT WRITTEN PERMISSION			