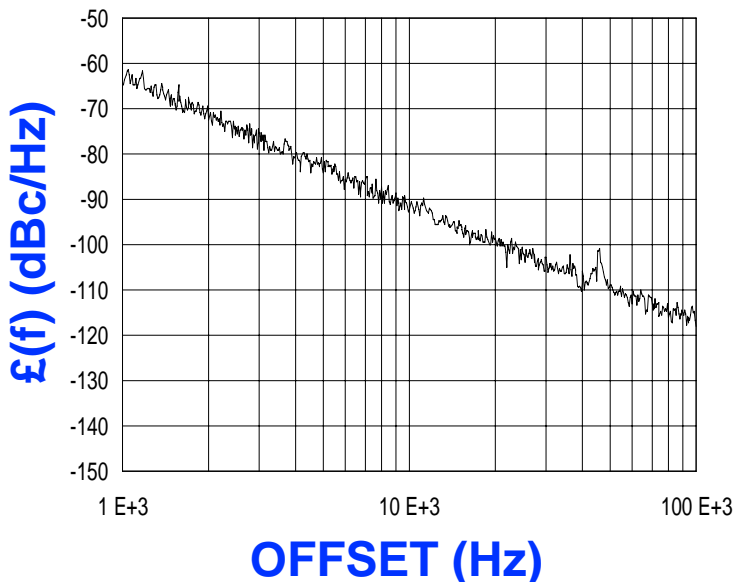




**PHASE NOISE (1 Hz BW, typical)**



**FEATURES**

- Frequency Range: 4200 - 5000 MHz
- Tuning Voltage: 1-12 Vdc
- MINI-14S-L - Style Package

**APPLICATIONS**

- Microwave Radios
- Satellite Communications
- Direct Broadcast

**PERFORMANCE SPECIFICATIONS**

	VALUE	UNITS
Oscillation Frequency Range	4200 - 5000	MHz
Phase Noise @ 10 kHz offset (1 Hz BW, typ.)	-89	dBc/Hz
Harmonic Suppression (2nd, typ.)	-18	dBc
Tuning Voltage	1-12	Vdc
Tuning Sensitivity (avg.)	124	MHz/V
Power Output	12.5±2.5	dBm
Load Impedance	50	Ω
Input Capacitance (max.)	50	pF
Pushing	<28	MHz/V
Pulling ( 14dB Return Loss, Any Phase)	<10	MHz
Operating Temperature Range	-40 to 85	°C
Package Style	MINI-14S-L	

**POWER SUPPLY REQUIREMENTS**

Supply Voltage (Vcc, nom.)	12	Vdc
Supply Current (Icc, typ.)	54	mA

All specifications are typical unless otherwise noted and subject to change without notice.

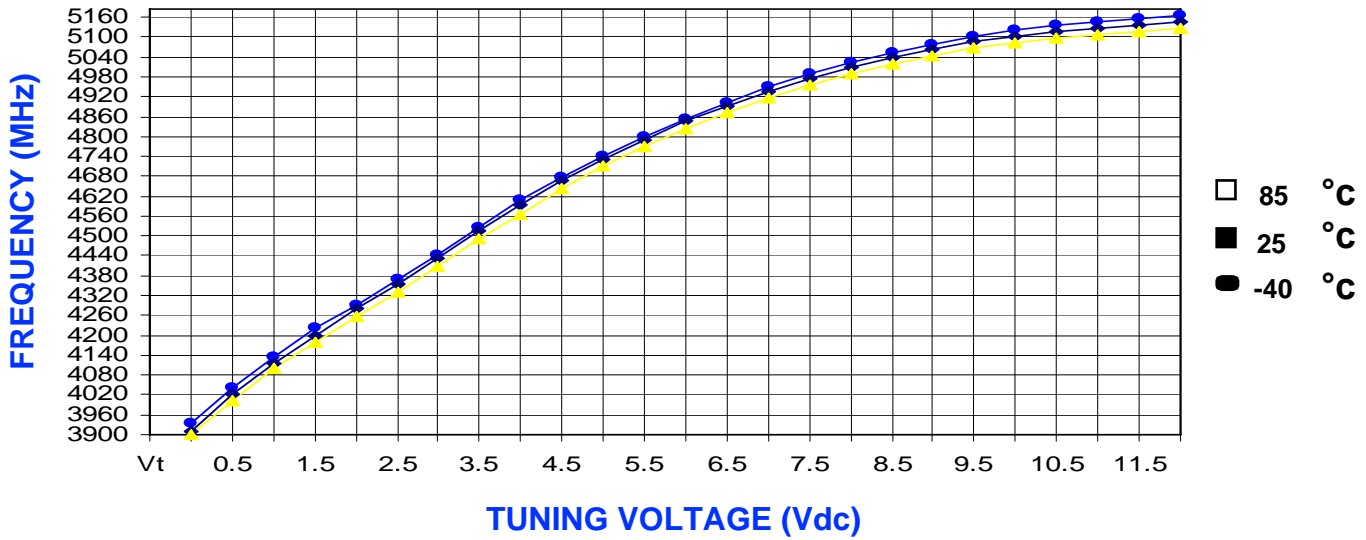
**APPLICATION NOTES**

- AN-100/1 : Mounting and Grounding of VCOs
- AN-102 : Proper Output Loading of VCOs
- AN-107 : How to Solder Z-COMM VCOs

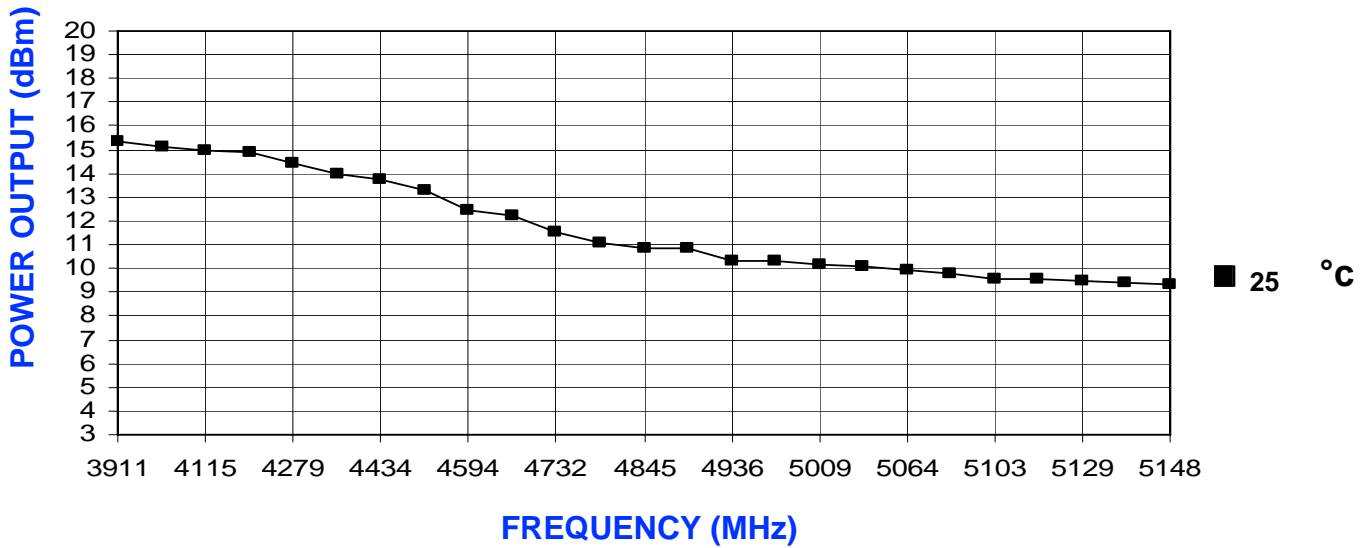
**NOTES:**

Phase Noise @ 100 kHz offset (1 Hz BW, typ.): -110 dBc/Hz

TUNING CURVE, typ.



POWER CURVE, typ.



PHYSICAL DIMENSIONS

