


3M™ Pak 100 Card-Edge

.100" Slotted Mounting Flanges

3000 Series



- Reinforced card-edge resists mouth bowing for consistent contact performance
- Standard slotted mounting flanges
- Metal cover clips provide superior cover retention
- Bifurcated contacts provide reliable contact with PC boards
- Keying plug 3439-2 provides polarization and/or keying
- RoHS* compliant

Date Modified: February 15, 2005

TS-0011-12
Sheet 1 of 2

Physical

Insulation

Material: Glass Filled Polyester (PBT)

Flammability: UL 94V-0

Color: Gray

Contact

Material: Copper Alloy

Plating:

Underplating and U-Slot: 100 μ" [2.54 μm] Nickel - QQ-N-290, Class 2

Wiping Area: 30 μ" (0.76 μm) Gold - MIL-G-45204, Type II, Grade C

Wire Accommodation: 26 & 28 AWG Solid & Stranded

Marking: 3M Logo and Part Identification Number

Electrical

Current Rating: 1 A

Insulation Resistance: $> 1 \times 10^9 \Omega$ at 500 VDC

Withstanding Voltage: 1000 Vrms at Sea Level

Environmental

Temperature Rating: -55°C to +105°C

UL File No.: E68080

*RoHS = Directive 2002/95/EC,
Restriction of the Use of Certain Hazardous Substances in Electrical and Electronic Equipment

3M
Interconnect Solutions
<http://www.3M.com/interconnects/>

3M is a trademark of 3M Company.
For technical, sales or ordering information call
800-225-5373

3M™ Pak 100 Card-Edge

.100" Slotted Mounting Flanges

3000 Series

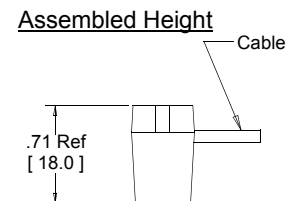
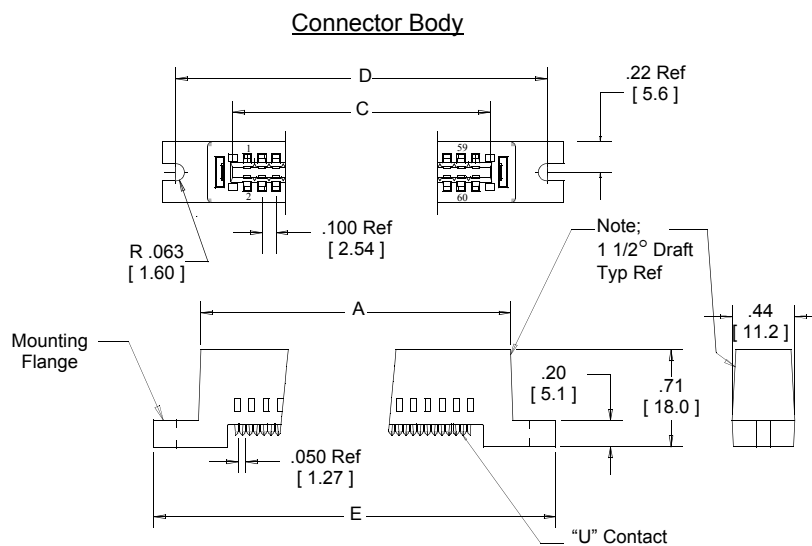
Contact Quantity	3M Part Number	Dimensions				
		A	B	C	D	E
10	3358	0.96 [24.4]	0.85 [21.6]	0.612 [15.54]	1.30 [33.0]	1.50 [38.1]
16	3368	1.26 [32.0]	1.15 [29.2]	0.912 [23.16]	1.60 [40.6]	1.80 [45.7]
20	3461	1.46 [37.1]	1.35 [34.3]	1.112 [28.24]	1.80 [45.7]	2.00 [50.8]
26	3462	1.76 [44.7]	1.65 [41.9]	1.412 [35.86]	2.10 [53.3]	2.30 [58.4]
34	3463	2.16 [54.9]	2.05 [52.1]	1.812 [46.02]	2.50 [63.5]	2.70 [68.6]
40	3464	2.46 [62.5]	2.35 [59.7]	2.112 [53.64]	2.80 [71.1]	3.00 [76.2]
50	3415	2.96 [75.2]	2.85 [72.4]	2.612 [66.34]	3.30 [83.8]	3.50 [88.9]
60	3666	3.46 [87.9]	3.35 [85.1]	3.112 [79.04]	3.80 [96.5]	4.00 [101.6]
64	3403	3.66 [93.0]	3.55 [90.2]	3.312 [84.12]	4.00 [101.6]	4.20 [106.7]



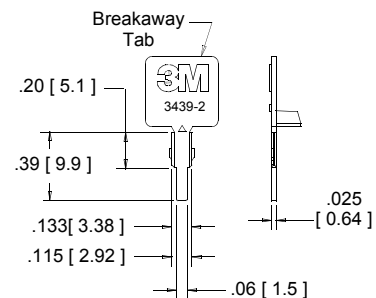
Inch
[mm]

Tolerance Unless Noted			
	.0	.00	.000
inch	±.1	±.01	±.005

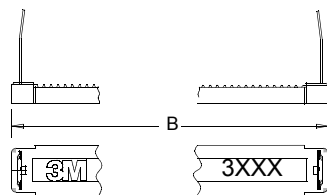
[] Dimensions for Reference Only



Optional Keying Plug
3M Part Number **3439-2**
(Order Separately)
Material-Glass Filled Polyester



Connector Cover



Notes: 1. Optional Keying Plug to be ordered separately.
2. For recommended board layout see drawing number TS-0014

Ordering Information

XXXX-0002

3M Part Number:
See Table

Assembly tools: 3640 press (or equivalent), 3443-63 locator plate, 3442-30 platen.

TS-0011-12
Sheet 2 of 2