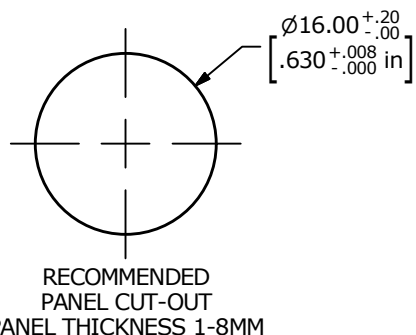
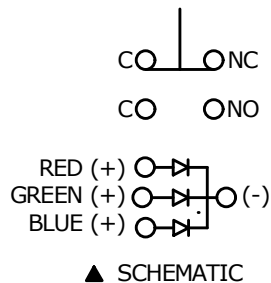
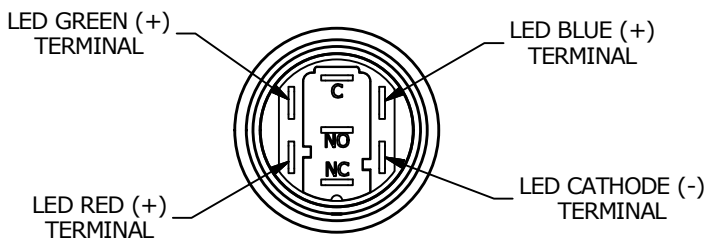
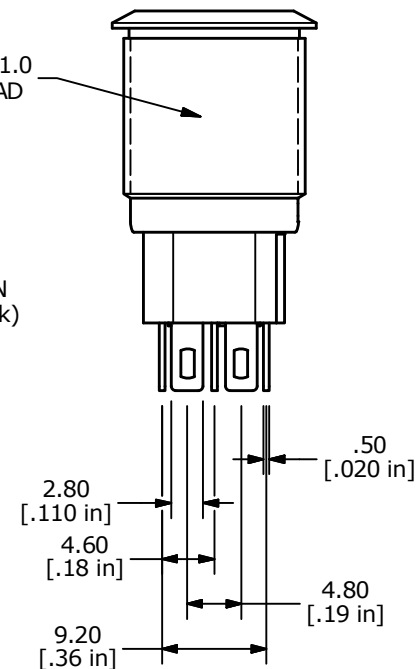
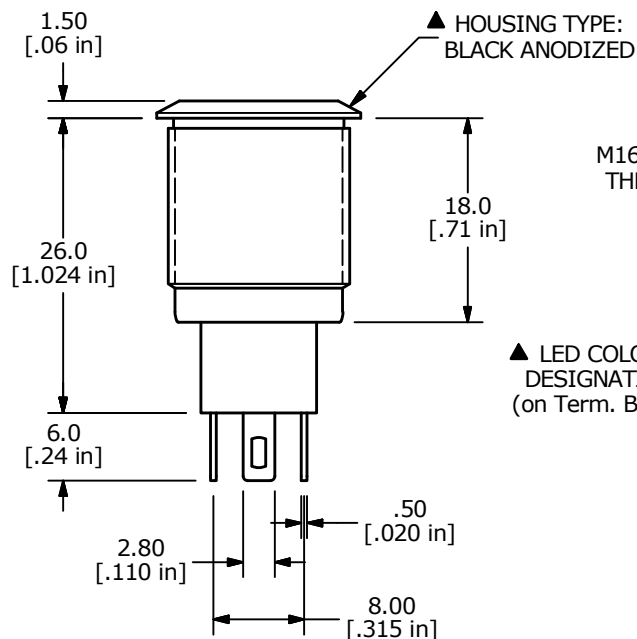
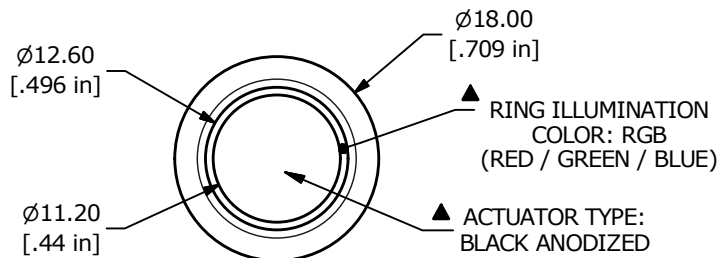


SWITCH FUNCTION	
POS. 1	POS. 2
ON	ON
C - NC	C - NO



- NOTE:
1. ALL DIMENSIONS IN mm [INCH]
  2. GENERAL TOLERANCE: X.X = ±0.4  
X.XX = ±0.25
  3. TERMINAL NUMBERS FOR REF ONLY
  4. CONTACT MATERIAL: SILVER
  5. RATING: 2A 36VDC
  6. ELECTRIC LIFE: 50,000 MAKE-AND-BREAK CYCLES AT FULL LOAD.
  7. INSULATION RESISTANCE: 1,000 MΩ MIN.
  8. DIELECTRIC STRENGTH: 1,500 VAC MIN. FOR 1 MINUTE
  9. CONTACT RESISTANCE: 50mΩ MAX.
  10. OPERATING TEMP.: -25°C to 55°C
  11. TRAVEL: 3.0mm
  12. ▲ DENOTES CRITICAL PARAMETER
  13. ACTUATION FORCE: 1.7N NOMINAL
  14. INGRESS PROTECTION: IP65
  15. HARDWARE SUPPLIED: O-RING AND HEXNUT
  - ▲ 16. LAMP VOLTAGE: BASE VOLTAGE  
1.8V RED; 2.8V GREEN; 2.8V BLUE



B	23342	change location of color/voltage callout	5/2/18	MW
A	23238	NEW RELEASE	3/1/18	MJR
REV	PCR NO	DESCRIPTION	DATE	BY

TITLE PVA3F230113R1				
SCALE	DATE	DR	DWG	REV
3:2	3/1/2018	MJR	52-PVA3F230113R1	B