

CATV Diplex Filter
5 - 42 / 54 - 1000 MHz


M/A-Com Products
Rev. V1

Features

- 75 Ohm
- Surface Mount
- RoHS* Compliant
- Technology used in this product is patent pending.

Description

M/A-COM's MAFL-009810-CD0550 is a low cost, non hermetically sealed Diplex Filter unit designed for CATV applications.

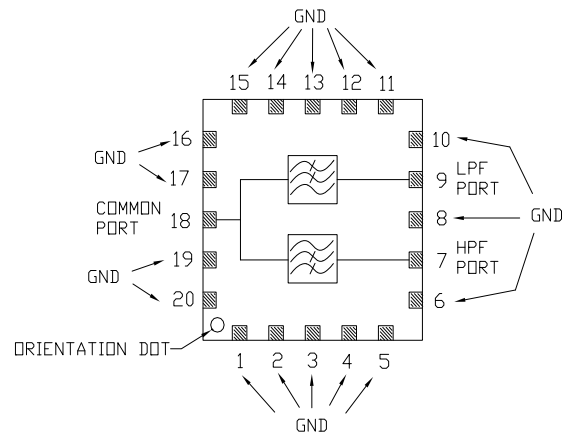


Absolute Maximum Ratings ^{1,2}

Parameter	Absolute Maximum
RF Power	250mW
DC Current	30mA
Operating Temperature	-40°C to +85°C
Storage Temperature	-40°C to +85°C

1. Exceeding any one or combination of these limits may cause permanent damage to this device.
2. M/A-COM does not recommend sustained operation near these survivability limits.

Functional Schematic



Pin Configuration

Function	Pin Number
Common Port	18
Low Pass Port	9
High Pass Port	7
Ground	1-6, 8, 10-17, 19, 20
Not connected	-

Ordering Information

Part Number	Package
MAFL-009810-CD0550	50 Piece Reel
MAFL-009810-CD05TB	Customer Test Board

* Restrictions on Hazardous Substances, European Union Directive 2002/95/EC.

1

ADVANCED: Data Sheets contain information regarding a product M/A-COM Technology Solutions is considering for development. Performance is based on target specifications, simulated results, and/or prototype measurements. Commitment to develop is not guaranteed.

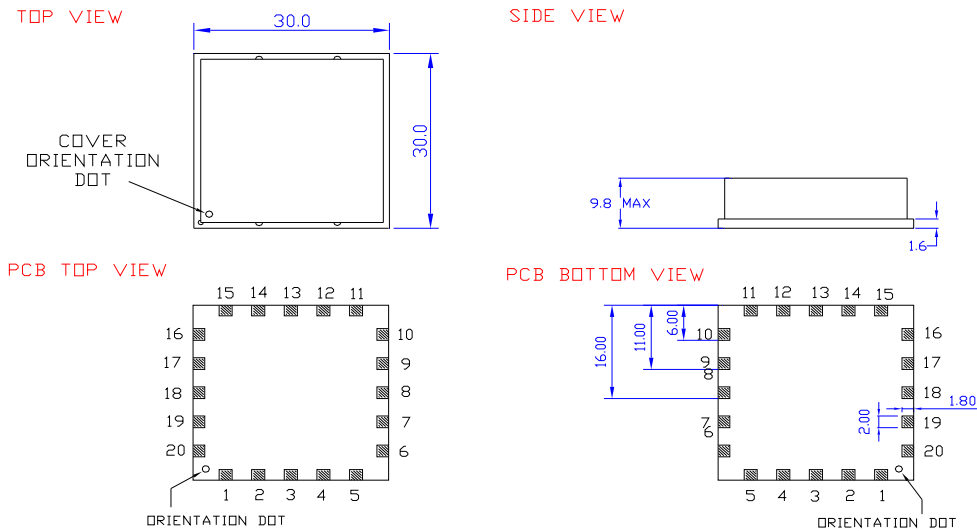
PRELIMINARY: Data Sheets contain information regarding a product M/A-COM Technology Solutions has under development. Performance is based on engineering tests. Specifications are typical. Mechanical outline has been fixed. Engineering samples and/or test data may be available. Commitment to produce in volume is not guaranteed.

• **North America** Tel: 800.366.2266 • **Europe** Tel: +353.21.244.6400
• **India** Tel: +91.80.4155721 • **China** Tel: +86.21.2407.1588

Visit www.macomtech.com for additional data sheets and product information.

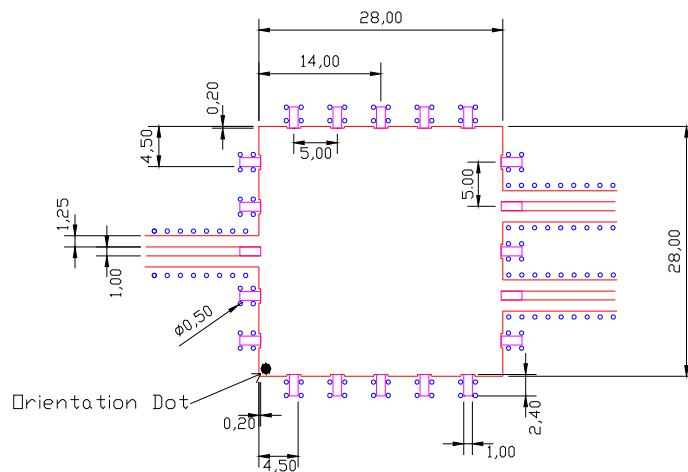
M/A-COM Technology Solutions Inc. and its affiliates reserve the right to make changes to the product(s) or information contained herein without notice.

SM-85 Case Style



Dimensions in mm. Tolerance: .x ± 0.1, .xx ± 0.05

Recommended PCB Configuration



Dimensions in mm. Tolerance: .x ± 0.1, .xx ± 0.05

CATV Diplex Filter
5 - 42 / 54 - 1000 MHz

M/A-Com Products
Rev. V1

Electrical Specifications: $T_A = 25^\circ\text{C}$, $Z_0 = 75\Omega$

Parameter	Test Conditions	Units	Min.	Typ.	Max.
Frequency Range:	5 – 1000	MHz			
Low Pass Cutoff	42	MHz	MHz	-	-
Low Pass Reject	54	MHz	MHz	-	-
High Pass Cutoff	54	MHz	MHz	-	-
Insertion Loss:					
Pass Band	5 – 42	MHz	dB	-	0.5
Pass Band	54 – 1000	MHz	dB	-	0.5
Insertion Loss Flatness	5 – 42	MHz	dB	-	0.5
Isolation:					
Stop Band	5 – 42	MHz	dB	45	55
Cross over	43 – 53	MHz	dB	30	33
Stop Band	54 – 900	MHz	dB	45	50
Return Loss Input Port:					
	5 – 42	MHz	dB	18	21
	38.5 – 42	MHz	dB	17	19
	54 – 64.5	MHz	dB	12	14
	64.5 – 71.5	MHz	dB	16	20
	71.5 – 1000	MHz	dB	18	22

Additional Specifications

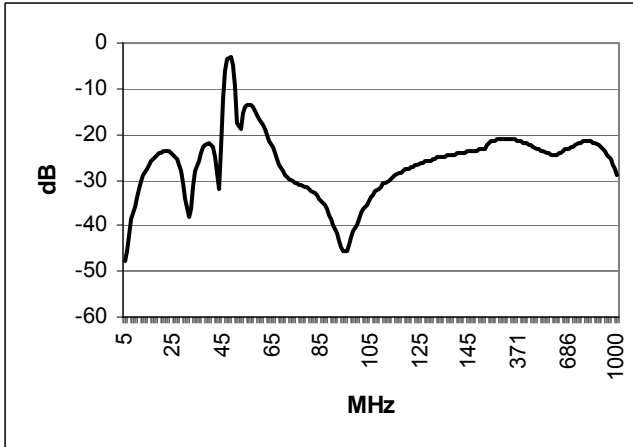
Group Delay (nSec)
38.5 – 42 MHz \leq 20ns
54 – 57.5 MHz \leq 20ns

CATV Diplex Filter
5 - 42 / 54 - 1000 MHz

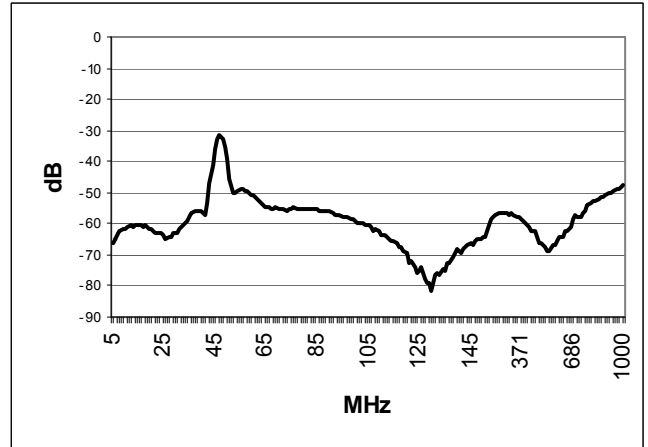
M/A-Com Products
Rev. V1

Typical Performance

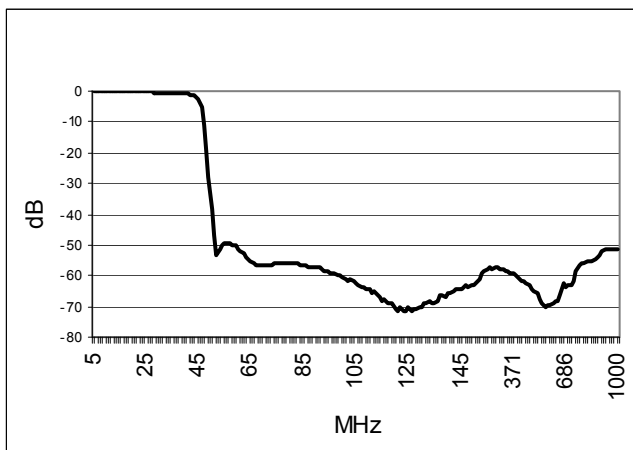
Input Return Loss



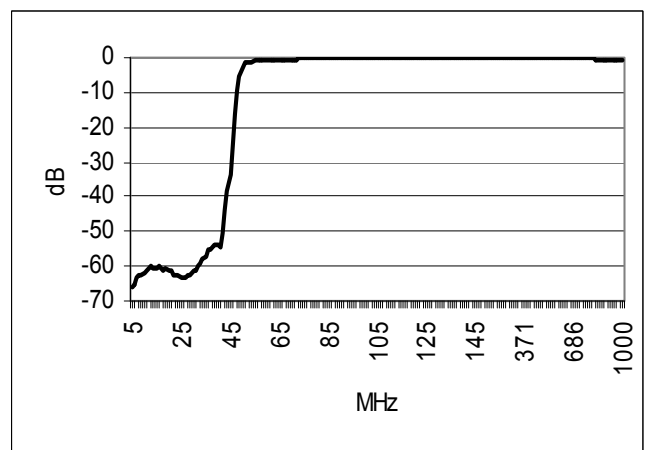
Filter Isolation



Low Pass Filter Insertion Loss



High Pass Filter Insertion Loss



ADVANCED: Data Sheets contain information regarding a product M/A-COM Technology Solutions is considering for development. Performance is based on target specifications, simulated results, and/or prototype measurements. Commitment to develop is not guaranteed.

PRELIMINARY: Data Sheets contain information regarding a product M/A-COM Technology Solutions has under development. Performance is based on engineering tests. Specifications are typical. Mechanical outline has been fixed. Engineering samples and/or test data may be available. Commitment to produce in volume is not guaranteed.

• **North America** Tel: 800.366.2266 • **Europe** Tel: +353.21.244.6400
• **India** Tel: +91.80.4155721 • **China** Tel: +86.21.2407.1588

Visit www.macomtech.com for additional data sheets and product information.

M/A-COM Technology Solutions Inc. and its affiliates reserve the right to make changes to the product(s) or information contained herein without notice.