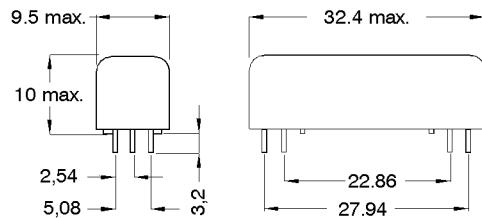


DIMENSIONS (mm)

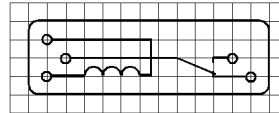


Pins: Ø0.65 mm
 L = 3.2±0.3 mm
 Material: Cu-alloy tinned

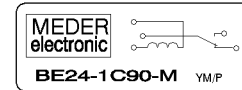


LAYOUT (15M)

pitch 2.54 mm/Top view



MARKING



MEDER-Label
 Type/Layout
 Production code,
 EN60062/Factory code

Coil Data at 20 °C	Conditions	Min	Typ	Max	Unit
Coil resistance		7.060	7.845	8.629	Ohm
Coil voltage			24		VDC
Rated power			73		mW
Pull-In voltage				16,8	VDC
Drop-Out voltage		2			VDC

Contact data 90	Conditions	Min	Typ	Max	Unit
Contact-form		C			
Contact rating	Any DC combination of V & A not to exceed their individual max.'s			10	W
Switching voltage	DC or Peak AC/ with 40% overdrive			175	V
Switching current	DC or Peak AC/with 40% overdrive			0,5	A
Carry current	DC or Peak AC/ with 40% overdrive			1	A
Contact resistance static	Measured with 40% overdrive Start Value			150	mOhm
Contact resistance dynamic	Maximum value 1,5 ms after excitation Start Value			250	mOhm
Insulation resistance	RH <45 %, 100 V test voltage	1			GOhm
Breakdown voltage	according to IEC 255-5	200			VDC
Operate time, incl. bounce	measured with 40% overdrive			0,7	ms
Release time	measured with no coil excitation			1,5	ms

Special Product Data	Conditions	Min	Typ	Max	Unit
Insulation resistance Coil/Contact	RH <45%, 200 VDC test voltage	10			GOhm
Insulation voltage Coil/Contact	according to IEC 255-5	2			kV DC
Housing material		Metal			
Sealing compound		Polyurethan			

Environmental data	Conditions	Min	Typ	Max	Unit
Shock	1/2 sine wave duration 11ms			50	g
Vibration	from 10 - 2000 Hz			20	g
Ambient temperature		-20		70	°C
Storage temperature		-40		105	°C
Soldering temperature	wave soldering max. 5 sec.			260	°C
Cleaning		fully sealed			