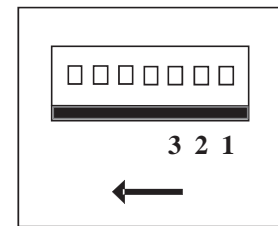
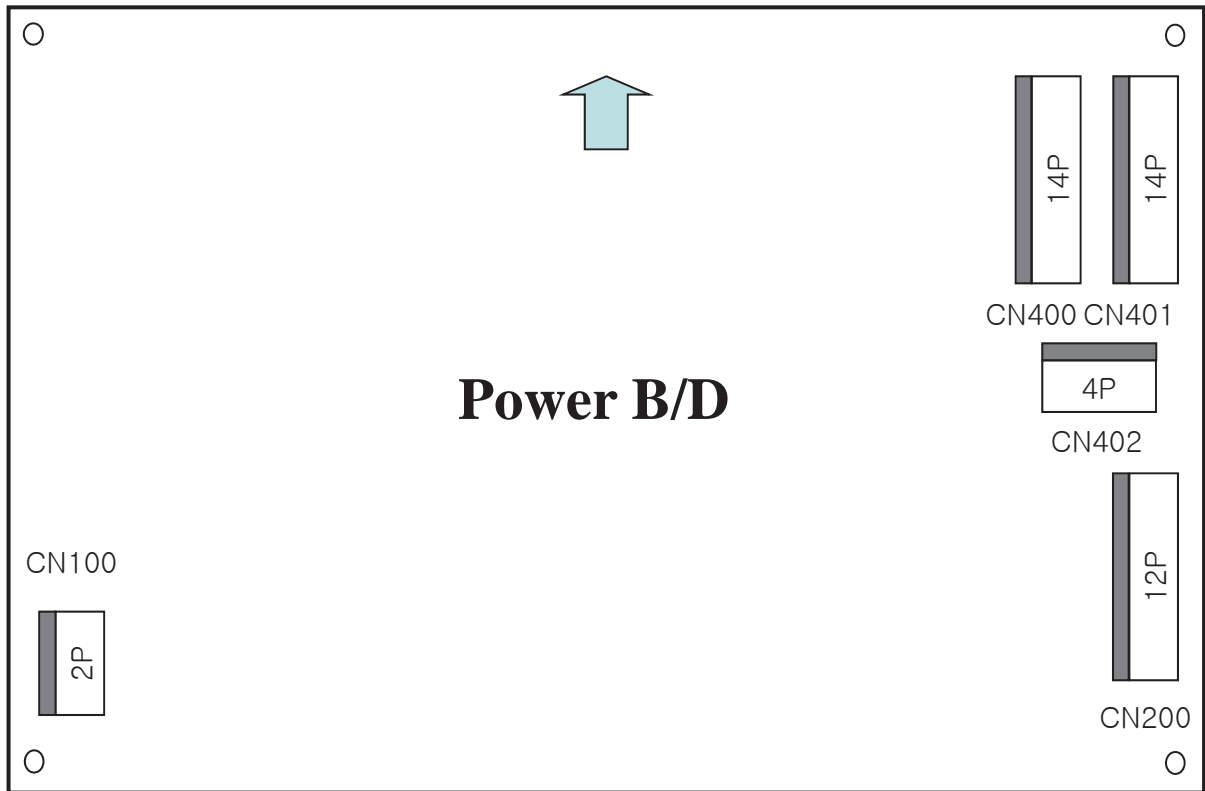


1) Pin Assignment & Wafer Specification



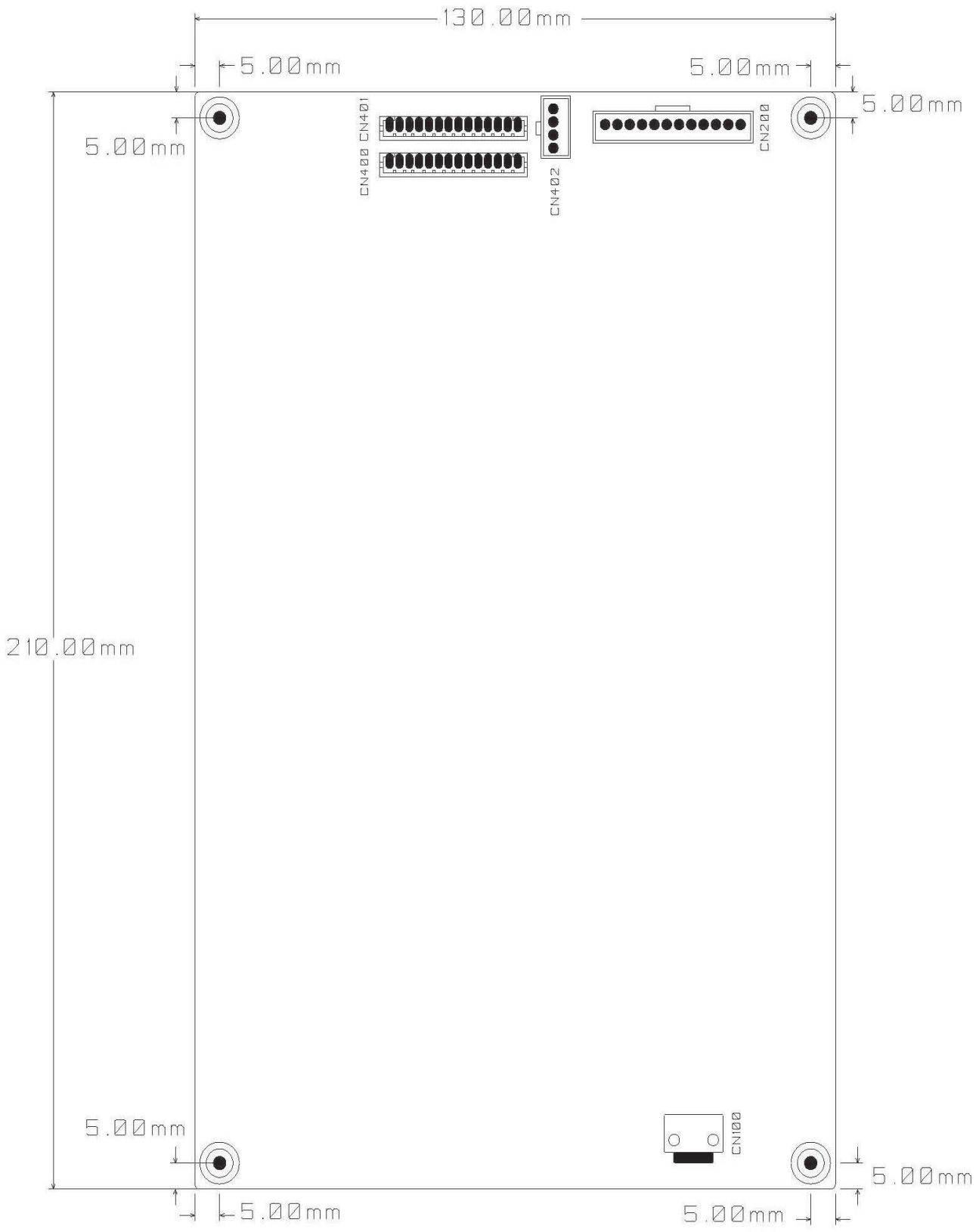
PIN NO	1	2	3	4	5	6	7	8	9	10	11	12	13	14	DESCRIPTION
CN100	AC(L)	NC	AC(N)												YM396-03AV
CN200	PWR	S5V	5VD	5VD	GNDd	GNDd	GND	12V	12V	GNDa	12Va	12Va			SMW250-12P
CN400	B/L	A/D	OPT	P/D	GND	GND	GND	GND	GND	24V	24V	24V	24V	24V	20010WS-14P
CN401	B/L	A/D	OPT	P/D	GND	GND	GND	GND	GND	24V	24V	24V	24V	24V	20010WS-14P
CN402	B/L	A/D	ACD	P/D											SMW250-04P

PVP-2150

CONTENTS

A

PSU Assembly dimension : 210(W)mm * 130(L) mm * 28(H)mm



PVP-2150

CONTENTS

A