




Series 55 Universal Zero-Insertion-Force DIP Test Socket

FEATURES

- Accepts Devices on 0.300 to 0.600 [7.62 to 15.24] Centers
- All Pin Count Sockets go into PCB with either 0.300 or 0.600 [7.62 or 15.24] Centers
- Contacts Normally-closed to Eliminate Dependence on Plastic to Sustain Contact Integrity
- Socket Handle Configured with Closed Contacts (on) when in the Up or Down Position, and Mounted on the Right- or Left-hand Side
- Sockets may be Soldered into PCBs or Plugged into Any Socket or Receptacle



GENERAL SPECIFICATIONS

- **SOCKET BODY:** Black UL 94V-0 glass-filled Polyphenylene Sulfide (PPS)
- **HANDLE:** Stainless Steel
- **HANDLE KNOB:** Brass 360, 1/2-hard
- **CONTACTS:** BeCu 172 per QQ-C-533 **-OR-** Spinodal Alloy
- **CONTACT PLATING:** 50µ [1.27µ] min. Ni under-plate per QQ-N-290, over-plated with either 200µ [5.08µ] min. matte Sn per ASTM B545-97 **-OR-** 50µ [1.27µ] NiB
- **CONTACT CURRENT RATING:** 1 amp
- **INSULATION RESISTANCE:** 1000 MΩ min.
- **DIELECTRIC WITHSTANDING VOLTAGE:** 1000 VAC
- **LIFE CYCLE:** 25,000 to 50,000 cycles
- **OPERATING TEMPERATURE:** 221°F [105°C] Sn plating; 302°F [150°C] Au plating; 392°F [200°C] NiB plating
- **RETENTION FORCE (closed):** 55g/pin based on a 0.020 [0.51] dia. test lead
- **ACCEPTS LEADS:** 0.015-0.045 [0.38-1.14] wide, 0.110-0.280 [2.79-7.11] long

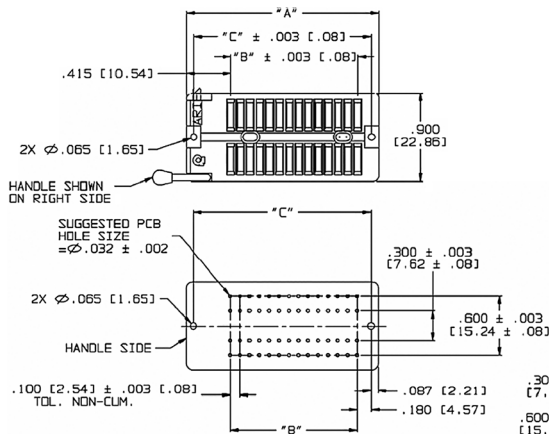
MOUNTING CONSIDERATIONS

- See Socket Footprint

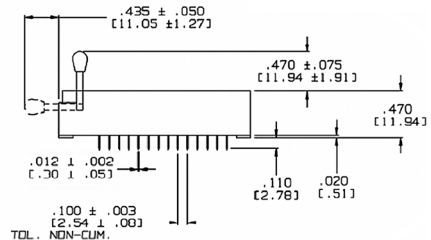
ORDERING INFORMATION

XX-X55X-X X

- Plating**
 - 0 = Sn over Ni
 - OTL = Sn/Pb over Ni
 - 1 = Au over Ni
 - 6 = NiB (Spinodal only)
- Termination**
 - 1 = Solder Pin Tail
- Handle Options**
 - 1 = Left up is closed
 - 2 = Right up is closed
 - 3 = Left down is closed
 - 4 = Right down is closed (std)
- Row-to-Row Spacing (btm)**
 - 3 = 0.300 [7.62]
 - 6 = 0.600 [15.24]
- No. of Pins**
 - 24, 28, 32, 36, 40, 42, 44, 48



$"A" = (\text{NO. OF PINS PER ROW} \times 0.100 [2.54]) + 0.590 [14.99]$
 $"B" = (\text{NO. OF PINS PER ROW} - 1) \times 0.100 [2.54]$
 $"C" = (\text{NO. OF PINS PER ROW} \times 0.100 [2.54]) + 0.415 [10.54]$



ALL DIMENSIONS: INCHES [MILLIMETERS]
ALL TOLERANCES: ±0.005 [0.13] UNLESS OTHERWISE SPECIFIED
FOR TEST SOCKET RECEPTACLES, SEE DATA SHEET 10003
DO NOT USE THIS SOCKET IN A BURN-IN OVEN WITH CONTACTS IN OPEN POSITION, AS IT WILL DAMAGE THE SOCKET
CONSULT FACTORY FOR OTHER SIZES AND CONFIGURATIONS

CUSTOMIZATION: ARIES SPECIALIZES IN CUSTOM DESIGN AND PRODUCTION. SPECIAL MATERIALS, PLATINGS, SIZES, AND CONFIGURATIONS CAN BE FURNISHED, DEPENDING ON QUANTITY.
ARIES RESERVES THE RIGHT TO CHANGE PRODUCT GENERAL SPECIFICATIONS WITHOUT NOTICE
PRINTOUTS OF THIS DOCUMENT MAY BE OUT-OF-DATE AND SHOULD BE CONSIDERED UNCONTROLLED