

**PLEASE CHECK WWW.MOLEX.COM FOR LATEST PART INFORMATION**

**Part Number:** [5015981604](#)  
**Status:** **Active**  
**Description:** 4.00mm (.157") Pitch OBD-II Wire-to-Wire Receptacle Housing Panel Mount

**Documents:**

[Drawing \(PDF\)](#) [RoHS Certificate of Compliance \(PDF\)](#)  
[Product Specification PS-501598-001 \(PDF\)](#)

**General**

Product Family Crimp Housings  
 Series [501598](#)  
 Product Name OBD-II

**Physical**

Circuits (maximum) 16  
 Color - Resin Blue  
 Gender Receptacle  
 Glow-Wire Compliant No  
 Lock to Mating Part Yes  
 Material - Resin Polyester  
 Number of Rows 2  
 Packaging Type Tray  
 Panel Mount Yes  
 Pitch - Mating Interface (in) 0.157 In  
 Pitch - Mating Interface (mm) 4.00 mm  
 Pitch - Term. Interface (in) 0.157 In  
 Pitch - Term. Interface (mm) 4.00 mm  
 Polarized to Mating Part Yes  
 Ports 1  
 Stackable No  
 Temperature Range - Operating -40°C to +85°C

**Material Info**

**Reference - Drawing Numbers**

Product Specification PS-501598-001  
 Sales Drawing SD-501598-001

**EU RoHS**

**ELV and RoHS  
Compliant**

**REACH SVHC**

Not Reviewed

**Halogen-Free**

**Status**

**Halogen-Free**

**China RoHS**



**Need more information on product  
environmental compliance?**

Email [productcompliance@molex.com](mailto:productcompliance@molex.com)  
 For a multiple part number RoHS Certificate of  
 Compliance, [click here](#)

Please visit the [Contact Us](#) section for any  
 non-product compliance questions.

**Search Parts in this Series**

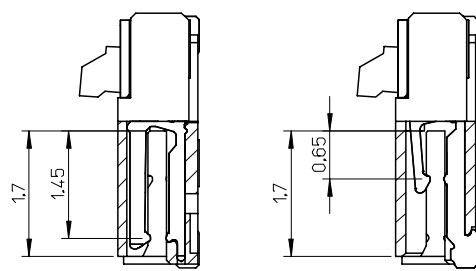
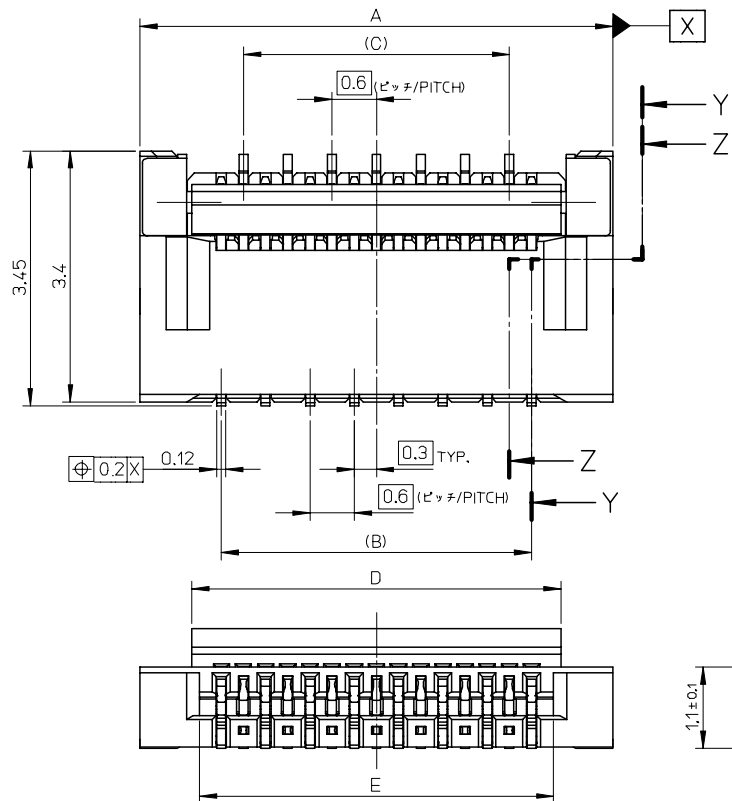
[501598Series](#)

**Mates With**

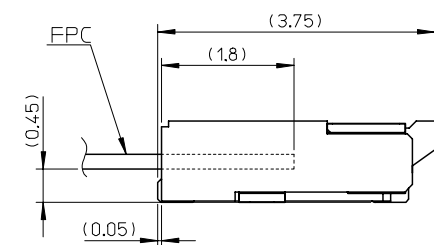
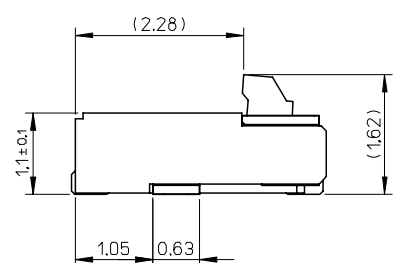
Connectors for OBD-II Scanner

**Use With**

[50695](#) Crimp Terminal



SECTION Z-Z SECTION Y-Y

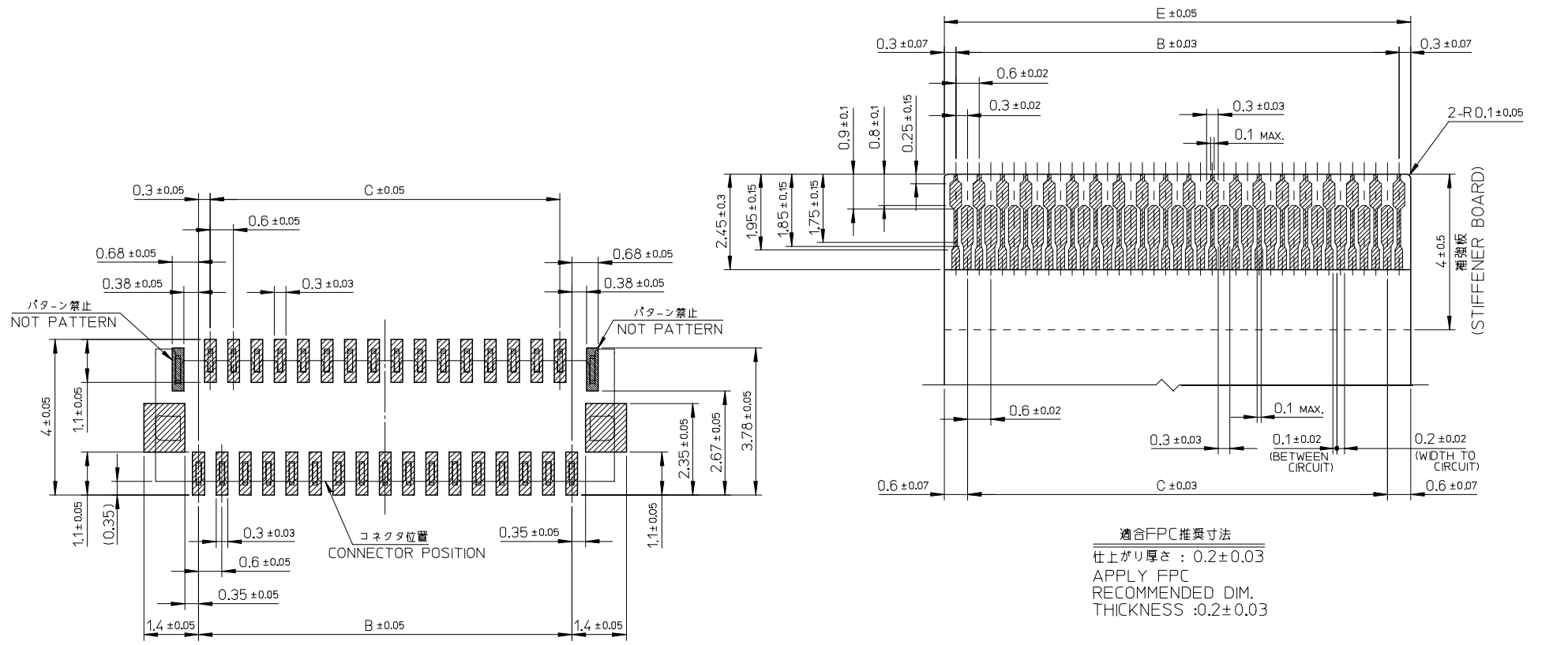


ACTUATOR CLOSE

- 部品構成
- ハウジング・・・材質：耐熱性樹脂 黒色 UL94V-0  
HOUSING MATERIAL :HEAT RESISTANT POLYMER BLACK UL94-V0
  - 奇数ターミナル・・・材質：銅合金  
ODD TERMINAL MATERIAL :COPPER ALLOY  
処理：ニッケル下地部分金メッキ（接触部及びテール部）  
FINISH :PARTLY GOLD(CONTACT,TAIL) OVER NICKEL PLATING
  - 偶数ターミナル・・・材質：銅合金  
EVEN TERMINAL MATERIAL:COPPER ALLOY  
処理：ニッケル下地部分金メッキ（接触部及びテール部）  
FINISH :PARTLY GOLD(CONTACT,TAIL) OVER NICKEL PLATING
  - アクチュエータ・・・材質：耐熱性樹脂 灰色 UL94V-0  
ACTUATOR MATERIAL :HEAT RESISTANT POLYMER GRAY UL94-V0
  - ネイル・・・材質：銅合金  
NAIL MATERIAL:COPPER ALLOY  
処理：ニッケル下地すずめっき  
FINISH :TIN OVER NICKEL PLATING

9.0	9.2	7.8	8.4	10.6	501616-2940	29
8.4	8.6	7.2	7.8	10.0	501616-2740	27
7.8	8.0	6.6	7.2	9.4	501616-2540	25
6.0	6.2	4.8	5.4	7.6	501616-1940	19
E	D	(C)	(B)	A	MATERIAL NO.	CIRCUIT

RELEASED EC NO: J2007-0951 DRW:KUSATO 2007/05/22 CHK:DHIRATA 2007/05/22 APPR:HIRATA 2007/05/22	GENERAL TOLERANCES (UNLESS SPECIFIED)		DIMENSION STYLE MM ONLY		SCALE 15:1	DESIGN UNITS METRIC	THIRD ANGLE PROJECTION
	10 UNDER	±0.2	DRAWN BY K.TAKAHASHI		DATE 2006/07/28	TITLE 0.3 FPC CONN. ZIF E/O HSG ASSY (H=1.1)	
	10 OVER 30 UNDER	±0.25	CHECKED BY H.HIRATA		DATE 2006/07/28	MOLEX INCORPORATED	
	30 OVER	±0.3	APPROVED BY M.SASAO		DATE 2006/07/28		
0	ANGULAR	±3 °	MATERIAL NO.		DOCUMENT NO. SD-501616-005	SHEET NO. 1 OF 2	
DRAFT WHERE APPLICABLE MUST REMAIN WITHIN DIMENSIONS		SEE CHART		THIS DRAWING CONTAINS INFORMATION THAT IS PROPRIETARY TO MOLEX INCORPORATED AND SHOULD NOT BE USED WITHOUT WRITTEN PERMISSION			

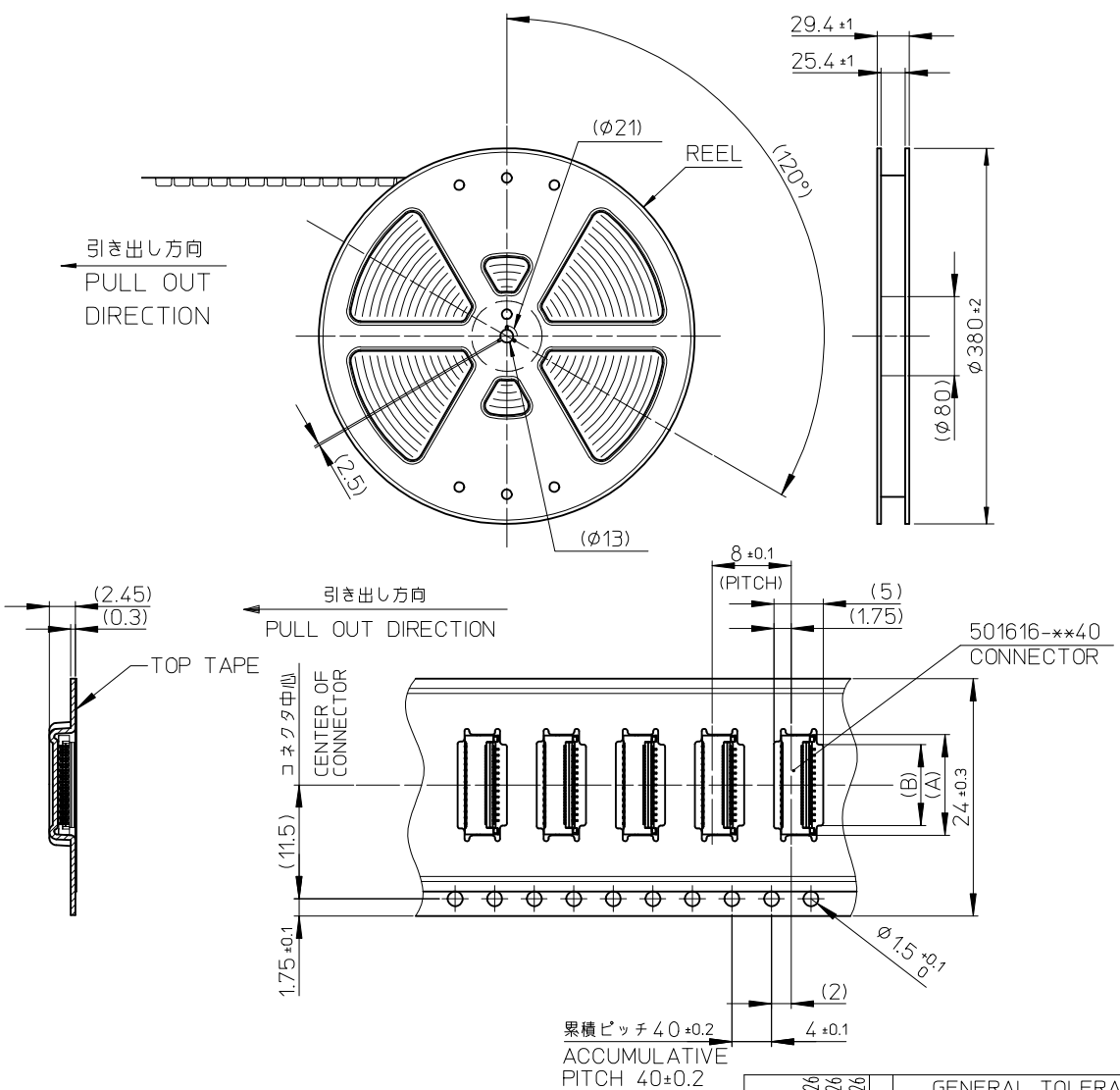


参考基板レイアウト (マウント面)  
P.C. BOARD PATTERN DIM.(REF.)

9.0	7.8	8.4	501616-2940	29
8.4	7.2	7.8	501616-2740	27
7.8	6.6	7.2	501616-2540	25
6.0	4.8	5.4	501616-1940	19
E	C	B	MATERIAL NO.	CIRCUITS

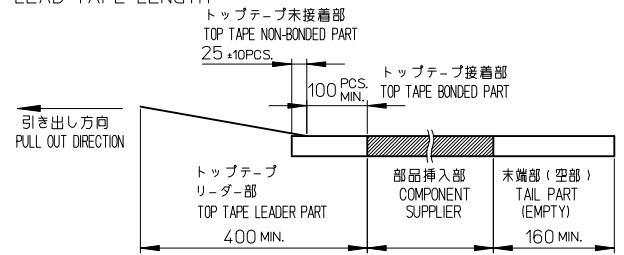
注記  
 1. 基板実装前にアクチュエータを操作しないで下さい。  
 PLEASE DO NOT OPERATE THE ACTUATOR BEFORE MOUNTING.  
 必ず基板に実装し、FPCを挿入してからアクチュエータを操作して下さい。  
 PLEASE OPERATE THE ACTUATOR AFTER MOUNTING ON THE SUBSTRATE, AND MATING FPC.  
 2. ELV及びRoHS適合品  
 ELV AND RoHS COMPLIANT

RELEASED EC No: J2007-0951 DRW:KUSATO 2007/05/22 CHKD:HIRATA 2007/05/22 APPR:HIRATA 2007/05/22	GENERAL TOLERANCES (UNLESS SPECIFIED)		DIMENSION STYLE MM ONLY		SCALE 10:1	DESIGN UNITS METRIC	THIRD ANGLE PROJECTION	
	10 UNDER	± 0.2	DRAWN BY K. TAKAHASHI	DATE 2006/07/28	TITLE 0.3 FPC CONN. ZIF E/0 HSG ASSY (H=1.1)			
	10 OVER 30 UNDER	± 0.25	CHECKED BY H. HIRATA	DATE 2006/07/28	MOLEX INCORPORATED			
	30 OVER	± 0.3	APPROVED BY M. SASAO	DATE 2006/07/28	DOCUMENT NO. SD-501616-005			
	ANGULAR	± 3 °	MATERIAL NO. SEE CHART		SHEET NO. 2 OF 2			
0	REV	DRAFT WHERE APPLICABLE MUST REMAIN WITHIN DIMENSIONS		SIZE A3		THIS DRAWING CONTAINS INFORMATION THAT IS PROPRIETARY TO MOLEX INCORPORATED AND SHOULD NOT BE USED WITHOUT WRITTEN PERMISSION		



NOTES

- 製品 (501616-\*\*40) の詳細寸法については、図面 SD-501616-005 をご参照下さい。  
IN THE PACKAGE, PART NO. 501616-\*\*40 DETAILED DIMENSIONS, REFER TO SALES DRAWING NO. SD-501616-005.
- 梱包数量 : 3000個/リール  
NUMBER OF CONNECTORS : 3000 PCS/REEL
- リードテープ長さ  
LEAD TAPE LENGTH



- 材料  
キャリアテープ : ポリスチレン (PS)  
トップテープ : PET, PE, PEF  
リール : ポリスチレン (PS) <リサイクル材を含む>  
MATERIAL  
CARRIER TAPE : POLYSTYRENE (PS)  
TOP TAPE : PET, PE, PEF  
REEL : POLYSTYRENE (PS) <RECYCLE MATERIAL CONTAINED>
- ELV及びRoHS適合品  
ELV AND RoHS COMPLIANT

8.8	10.8	501616-2975	29
8.2	10.2	501616-2775	27
7.6	9.6	501616-2575	25
5.8	7.8	501616-1975	19
B	A	EMBOSSED PACKAGE	極数
		オーダー番号 ORDER No.	CIRCUIT

エンボステープ内の製品の向き  
DIRECTION OF CONNECTOR IN EMBOSSED TAPE

REVISED EC NO: J2009-1784 DRWN:MKAWABATA 2009/01/26 CHKD:HSHINOYAMA 2009/01/26 APPR:HSHINOYAMA 2009/01/26 REV A	GENERAL TOLERANCES (UNLESS SPECIFIED)	DIMENSION STYLE MM ONLY	SCALE ---	DESIGN UNITS METRIC	THIRD ANGLE PROJECTION
	10 UNDER ± ---	DRAWN BY K. TAKAHASHI	DATE 2006/7/28	TITLE 0.3 FPC CONN. B/F EMBSTP PKG H=1.1	
	10 OVER 30 UNDER ± ---	CHECKED BY H. HIRATA	DATE 2006/7/28	MOLEX INCORPORATED	
	30 OVER ± ---	APPROVED BY M. SASAO	DATE 2006/7/28	DOCUMENT NO. SD-501616-006	SHEET NO. 1 OF 1
ANGULAR ± --- °	DRAFT WHERE APPLICABLE MUST REMAIN WITHIN DIMENSIONS		SEE CHART		
THIS DRAWING CONTAINS INFORMATION THAT IS PROPRIETARY TO MOLEX INCORPORATED AND SHOULD NOT BE USED WITHOUT WRITTEN PERMISSION			SIZE A3		