



Solenoid Driver

KFD0-SD2-Ex1.1180

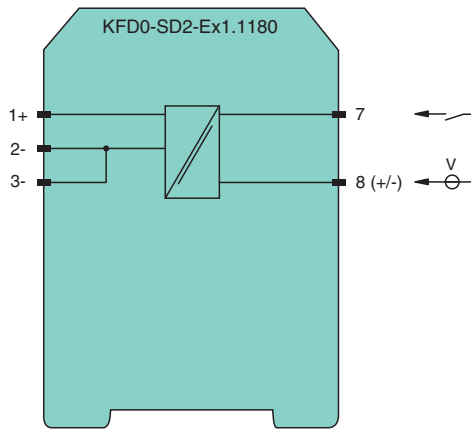
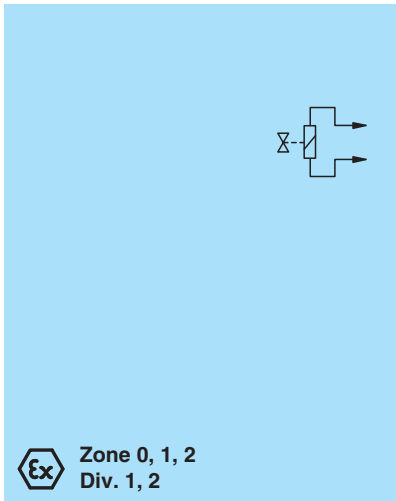
- 1-channel isolated barrier
- 24 V DC supply (loop powered)
- Current limit 80 mA at 11 V DC
- Up to SIL 3 acc. to IEC/EN 61508



Function

This isolated barrier is used for intrinsic safety applications. It supplies power to solenoids, LEDs, and audible alarms located in a hazardous area. It is loop powered, so the available energy at the output is received from the input signal. The output signal has a resistive characteristic. As a result the output voltage and current are dependent on the load and the input voltage. At full load, 11 V at 80 mA is available for the hazardous area application.

Connection



Ex Zone 0, 1, 2
Div. 1, 2

Technical Data

General specifications

Signal type Digital Output

Functional safety related parameters

Safety Integrity Level (SIL) SIL 3

Supply

Rated voltage U_r loop powered

Power dissipation < 1 W (≤ 30 V)

Input

Connection side control side

Connection terminals 7, 8

Rated voltage U_r 20 ... 35 V DC

Technical Data

Current		140 mA at 20 V input voltage, load = 140 Ω 100 mA at 35 V input voltage, load = 140 Ω
Output		
Connection side		field side
Connection		terminals 1+, 2-
Internal resistor	R_i	$\leq 150 \Omega$
Current	I_e	$\geq 80 \text{ mA}$
Voltage	U_e	$\geq 11 \text{ V}$
Open loop voltage	U_s	min. 22.7 V
Output rated operating current		80 mA
Output signal		These values are valid for the rated operating voltage 20 ... 35 V DC.
Energized/De-energized delay		single operation: typ. 1.7 ms/50 μs ; periodical: typ. 5 μs /50 μs
Indicators/settings		
Display elements		LED
Labeling		space for labeling at the front
Directive conformity		
Electromagnetic compatibility		
Directive 2014/30/EU		EN 61326-1:2013 (industrial locations)
Conformity		
Electromagnetic compatibility		NE 21:2006
Degree of protection		IEC 60529:2001
Protection against electrical shock		UL 61010-1:2004
Ambient conditions		
Ambient temperature		-20 ... 60 $^{\circ}\text{C}$ (-4 ... 140 $^{\circ}\text{F}$)
Mechanical specifications		
Degree of protection		IP20
Connection		screw terminals
Mass		approx. 100 g
Dimensions		20 x 107 x 115 mm (0.8 x 4.2 x 4.5 inch) (W x H x D) , housing type B1
Mounting		on 35 mm DIN mounting rail acc. to EN 60715:2001
Data for application in connection with hazardous areas		
EU-type examination certificate		BASEEFA 06 ATEX 0252
Marking		⊕ II (1)G [Ex ia Ga] IIB, II (1)D [Ex ia Da] IIIB, I (M1) [Ex ia Ma] I (-20 $^{\circ}\text{C} \leq T_{\text{amb}} \leq 60 \text{ }^{\circ}\text{C}$)
Voltage	U_o	25.2 V
Current	I_o	184 mA
Power	P_o	1159 mW
Input		
Maximum safe voltage	U_m	250 V (Attention! The rated voltage can be lower.)
Certificate		TÜV 99 ATEX 1499 X
Marking		⊕ II 3G Ex nA II T4 [device in zone 2]
Galvanic isolation		
Input/Output		safe electrical isolation acc. to IEC/EN 60079-11, voltage peak value 375 V
Directive conformity		
Directive 2014/34/EU		EN IEC 60079-0:2018+AC:2020 , EN 60079-11:2012 , EN 60079-15:2010
International approvals		
FM approval		
Control drawing		116-0309
UL approval		
Control drawing		116-0316 (cULus)
IECEx approval		
IECEx certificate		IECEx BAS 06.0058 IECEx CML 19.0093X
IECEx marking		[Ex ia Ga] IIC , [Ex ia Da] IIIC , [Ex ia Ma] I Ex ec IIC T4 Gc

Release date: 2021-12-16 Date of issue: 2021-12-16 Filename: 133239_eng.pdf

Refer to "General Notes Relating to Pepperl+Fuchs Product Information".

Pepperl+Fuchs Group
www.pepperl-fuchs.comUSA: +1 330 486 0002
pa-info@us.pepperl-fuchs.comGermany: +49 621 776 2222
pa-info@de.pepperl-fuchs.comSingapore: +65 6779 9091
pa-info@sg.pepperl-fuchs.com

PEPPERL+FUCHS

Technical Data

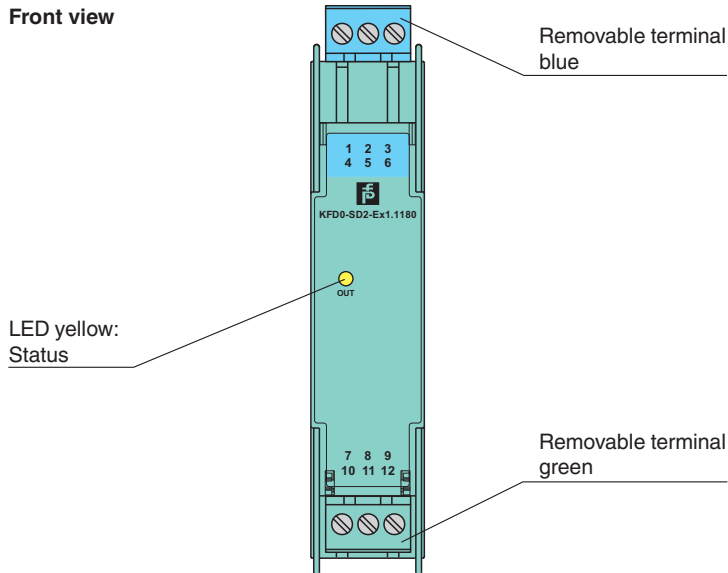
General information

Supplementary information


Observe the certificates, declarations of conformity, instruction manuals, and manuals where applicable. For information see www.pepperl-fuchs.com.

Assembly




Front view



Matching System Components

	K-DUCT-BU	Profile rail, wiring comb field side, blue
---	------------------	--

Accessories

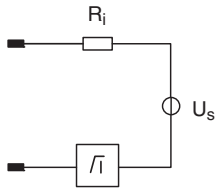
	KF-ST-5GN	Terminal block for KF modules, 3-pin screw terminal, green
	KF-ST-5BU	Terminal block for KF modules, 3-pin screw terminal, blue
	KF-CP	Red coding pins, packaging unit: 20 x 6

Release date: 2021-12-16 Date of issue: 2021-12-16 Filename: 133239_eng.pdf

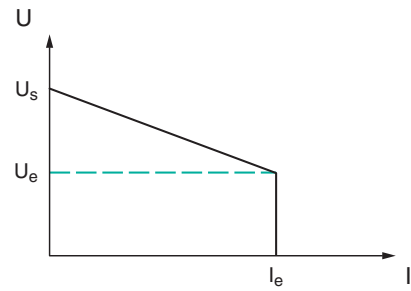
Characteristic Curve

Output characteristics

Output circuit diagram



Output characteristic



Release date: 2021-12-16 Date of issue: 2021-12-16 Filename: 133239_eng.pdf

Refer to "General Notes Relating to Pepperl+Fuchs Product Information".

Pepperl+Fuchs Group
www.pepperl-fuchs.com

USA: +1 330 486 0002
pa-info@us.pepperl-fuchs.com

Germany: +49 621 776 2222
pa-info@de.pepperl-fuchs.com

Singapore: +65 6779 9091
pa-info@sg.pepperl-fuchs.com