

RL-9750-1HM

THRU-HOLE AC LINE FILTER

DESCRIPTION

- Thru-Hole AC Line Filter

ENVIRONMENTAL DATA

- Storage temperature range: -55°C to +130°C
- Operating temperature range: -40°C to +130°C

PACKAGING INFORMATION

- Packaging information: pg. 495

FEATURES & APPLICATIONS

- Used to reduce conducted EMI
- Horizontal construction
- Easy PCB mounting
- High self-resonant frequency
- Dielectric withstanding voltage rated at 2500 VAC line to line
- Signal line filtering

Verify operation with sample in actual circuit. Order samples at www.rencousa.com.

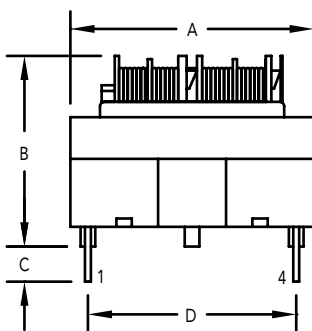
MECHANICAL DIMENSIONS

U.S. Standard (mm)

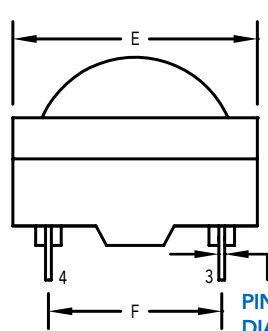
PART NUMBER	A (MAX.)	B (MAX.)	C (TYP.)	D ±0.02 (0.50)	E (MAX.)	F ±0.02 (0.50)
RL-9750-1HM	0.83 (21.00)	0.79 (20.00)	0.20 (5.00)	0.51 (13.00)	0.87 (22.00)	0.39 (10.00)

PART NUMBER	PART WEIGHT
RL-9750-1HM	11.0g (0.39oz)

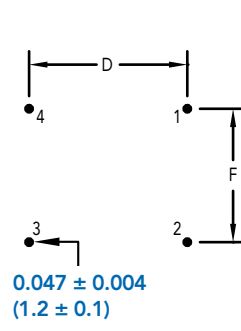
FRONT VIEW



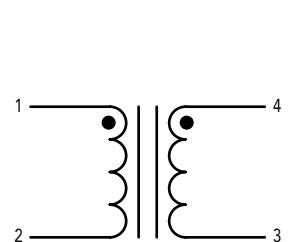
SIDE VIEW



RECOMMENDED LAND PATTERN



SCHEMATIC



PIN
DIAMETER
0.031 ± 0.004
(0.8 ± 0.1) (4PL)



RENCO ELECTRONICS INC.

595 International Place, Rockledge, FL 32955-4200 USA • www.rencousa.com • ISO 9001 Certified
Toll Free Engineering Hot Line: 800.645.5828 • P: 321.637.1000 • F: 321.637.1600



RL-9750-1HM

Renco Part No. RL-9750-1HM	Inductance (mH) Min.	DCR (Ohms) ± 20%	I _{rms} (A) Max.
RL-9750-1HM-1.0	1.0	0.067	2.10
RL-9750-1HM-1.2	1.2	0.082	2.00
RL-9750-1HM-1.5	1.5	0.119	1.60
RL-9750-1HM-2.2	2.2	0.153	1.50
RL-9750-1HM-2.7	2.7	0.197	1.30
RL-9750-1HM-3.9	3.9	0.294	1.00
RL-9750-1HM-4.7	4.7	0.294	1.00
RL-9750-1HM-6.8	6.8	0.519	0.80
RL-9750-1HM-8.2	8.2	0.574	0.70
RL-9750-1HM-18.0	18.0	1.271	0.50
RL-9750-1HM-22.0	22.0	1.564	0.40
RL-9750-1HM-33.0	33.0	1.790	0.40
RL-9750-1HM-47.0	47.0	2.768	0.30
RL-9750-1HM-68.0	68.0	4.024	0.25

NOTES:

1. ELECTRICAL SPECIFICATIONS MEASURED AT 25°C
2. I_{rms} - CURRENT THAT CAUSES THE TEMPERATURE TO RISE APPROX. 40°C ABOVE AMBIENT OF 25°C
3. INDUCTANCE TESTED AT 10 kHz, 0.1 V_{rms}

