

# Agilent 8471E Coaxial RF Microwave Detectors 0.01 GHz – 12 GHz

## Data Sheet

### Features and Description

- Zero bias
- Environmentally rugged
- SMA connector

The Agilent 8471E Detector is a Planar Doped Barrier (PDB) detector offering the characteristics of the Agilent 8474 line of PDB detectors in an economical package. It is available with an SMA RF connector and an SMC video connector.

The detector is designed for use in RF and microwave instrumentation and systems applications as the detecting element in leveling loops, for power monitoring and for wideband video detection.

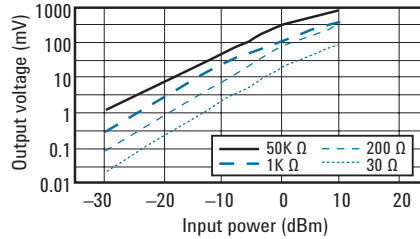


Figure 1. Typical transfer characteristics

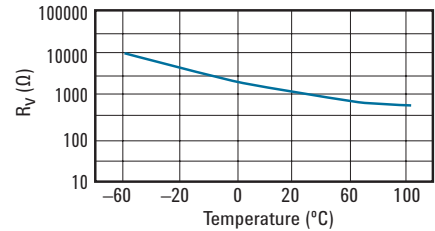


Figure 4. Typical video impedance variation with temperature.

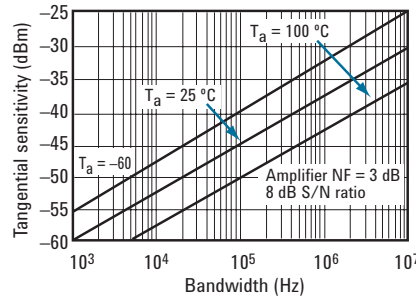


Figure 2. Typical tangential sensitivity

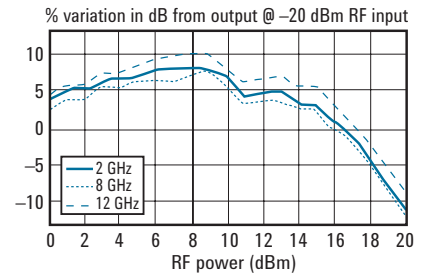


Figure 5. Typical square law deviation

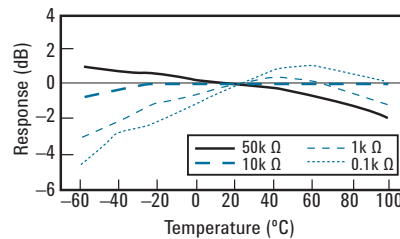


Figure 3. Typical output response with temperature ( $P_{IN} \leq 20$  dBm).



# Specifications

- Frequency range:** 0.01 - 12 GHz
- Frequency responses:** ±0.23 dB (0.01 - 4 GHz); ±0.6 dB (4 - 8 GHz); ±0.85 dB (8 - 12 GHz)
- SWR:** < 1.2 (0.01 - 4 GHz); < 1.7 (4 - 8 GHz); < 2.4 (8 - 12 GHz)
- Low level sensitivity:** 0.4 mV/μW
- Max. operating input:** 200 mW
- Typical short-term max. input:** 0.75 Watt
- Noise:** < 50 μV  
*(μV peak-to-peak with CW power applied to produce 100 mV output, 400 kHz BW)*
- Output polarity (STD):** negative  
**(003):** positive

Note: Above specifications are at 25 °C and ≤ 20 dBm unless otherwise specified.

## Environmental

- Operating temperature:** -20° to +85 °C
- Non-operating temperature:** MIL-STD 883, Method 1010: (-55° to +85 °C)
- Vibration:** MIL-STD 883, Method 2007: (0.6" D.A. 20 to 80 Hz and 20 g, 80 to 2000 Hz)
- Shock:** MIL-STD 883, Method 2002.1: (500 g, 0.5 ms)
- Altitude:** MIL-STD 883, Method 1001: (50,000 ft, 15,240 m)
- Moisture resistance:** MIL-STD 883, Method 1004.1: (25° to 40 °C, 95% RH)
- RFI:** MIL-STD 461C (meets Part 7, degraded by 10 dB)

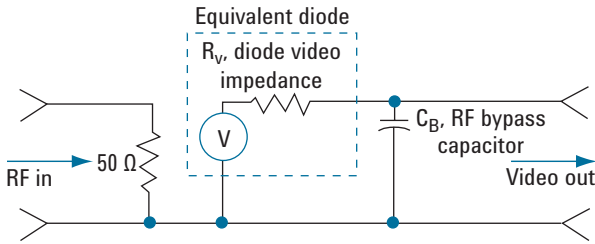


Figure 6. Equivalent circuit for Agilent 8471E with typical parameter values.

### Typical values:

$R_V$  (diode video impedance)  $\approx 1.5 \text{ k}\Omega^*$   
 $C_B$  (RF bypass capacitor)  $\approx 30 \text{ pF}$  nominal  
 $T_R$  (10 to 90% risetime)  $\approx 2.2 \frac{(R_{LOAD})(R_V)}{R_{LOAD} + R_V} (C_B + C_{LOAD}) = \frac{0.35}{\text{BW}}$

\*@ 25 °C and  $P_{IN} \leq 20 \text{ dBm}$  (see Figure 3)

## Agilent 8471E

- A:** 7.9 (0.31)
- B:** 39.16 (1.54)
- C:** 9.26 (0.36)
- Connector:** SMA (m) input  
SMC (m) output
- Net weight:** 38.8 grams (1.37 oz.)

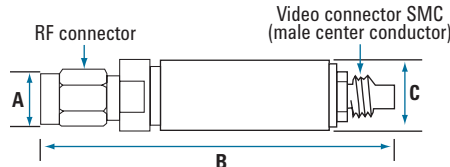


Figure 7. Agilent 8471E

[www.agilent.com](http://www.agilent.com)  
[www.agilent.com/find/mta](http://www.agilent.com/find/mta)

For more information on Agilent Technologies' products, applications or services, please contact your local Agilent office. The complete list is available at:

[www.agilent.com/find/contactus](http://www.agilent.com/find/contactus)

### Americas

Canada	(877) 894-4414
Latin America	305 269 7500
United States	(800) 829-4444

### Asia Pacific

Australia	1 800 629 485
China	800 810 0189
Hong Kong	800 938 693
India	1 800 112 929
Japan	0120 (421) 345
Korea	080 769 0800
Malaysia	1 800 888 848
Singapore	1 800 375 8100
Taiwan	0800 047 866
Thailand	1 800 226 008

### Europe & Middle East

Austria	01 36027 71571
Belgium	32 (0) 2 404 93 40
Denmark	45 70 13 15 15
Finland	358 (0) 10 855 2100
France	0825 010 700*
	*0.125 €/minute
Germany	07031 464 6333
Ireland	1890 924 204
Israel	972-3-9288-504/544
Italy	39 02 92 60 8484
Netherlands	31 (0) 20 547 2111
Spain	34 (91) 631 3300
Sweden	0200-88 22 55
Switzerland	0800 80 53 53
United Kingdom	44 (0) 118 9276201

Other European Countries:

[www.agilent.com/find/contactus](http://www.agilent.com/find/contactus)

Revised: October 6, 2008

Product specifications and descriptions in this document subject to change without notice.

© Agilent Technologies, Inc. 2009  
 Printed in USA, February 17, 2009  
 5952-0802E