
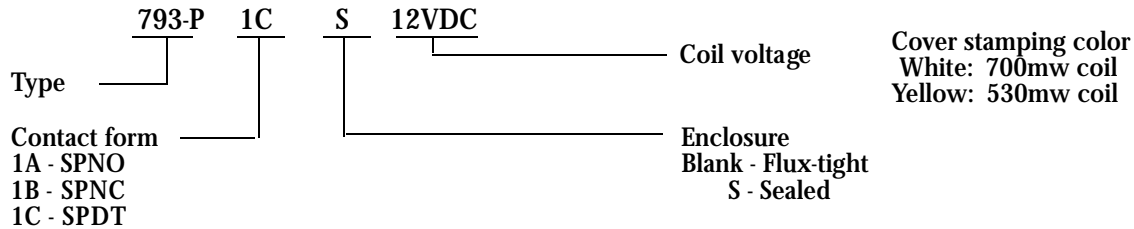


FEATURES

- Miniature, 16-20 amps
- UL, CSA, & TUV
- VDE 8mm spacing, 4 KV dielectric
- TV 10, SPNO
- 5mm pinning
- Flux-tight or Sealed



ORDERING INFORMATION



SAFETY APPROVAL

Certified	UL	CSA	TUV
File No.	E88991	LR90143	R9452019

SAFETY APPROVAL RATING

	UL		CSA		TUV
	1A	1B,1C	1A	1B,1C	1C
	16A 250VAC	16A 250VAC	16A 250VAC	16A 250VAC	16A 250V~AC
	20A 125VAC	20A 125VAC	20A 125VAC	20A 125VAC	16A 30V = DC
	TV-10	16A 30VDC	TV-10	16A 30VDC	8A 250V-AC
	20A 30VDC	1/2 HP, 125/250VAC	20A 30VDC	1/2 HP, 125/250VAC	COSφ 0.4
	1/2 HP, 125/250VAC	8A FLA, 250VAC	1/2 HP, 125/250VAC	8A 250VAC	
	8A FLA, 250VAC		8A 250VAC	p.f. 0.4 - 0.5	
			p.f. 0.4 - 0.5		

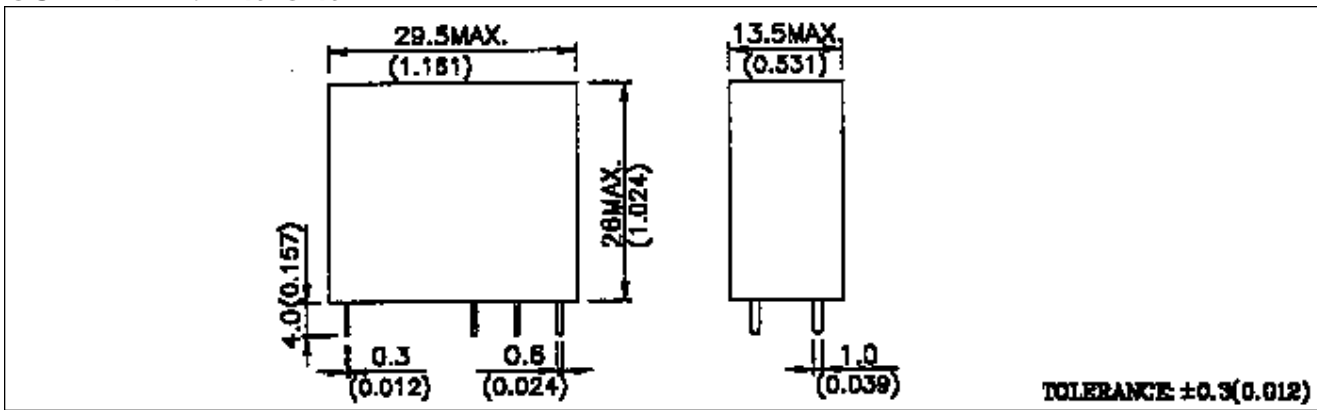
COIL DATA HIGH SENSITIVITY (Yellow: 530mw coil)

Rated voltage (V)	Rated current ± 10 % at 25° (mA)	Coil resistance ± 10 % at 25° (Ω)	Max. continuous voltage 25°C	Pick up voltage (Max) 25°C	Drop out voltage (Min) 25°C	Power consumption at rated voltage
3	176	17	110% of rated voltage	75% of rated voltage	10% of rated voltage	approx. 0.53W
5	105	47.7				
6	88	68				
9	60	150				
12	44	275				
18	29	618				
24	22	1,100				
48	11	4,400				
60	8.8	6,800				
110	5	23,100				

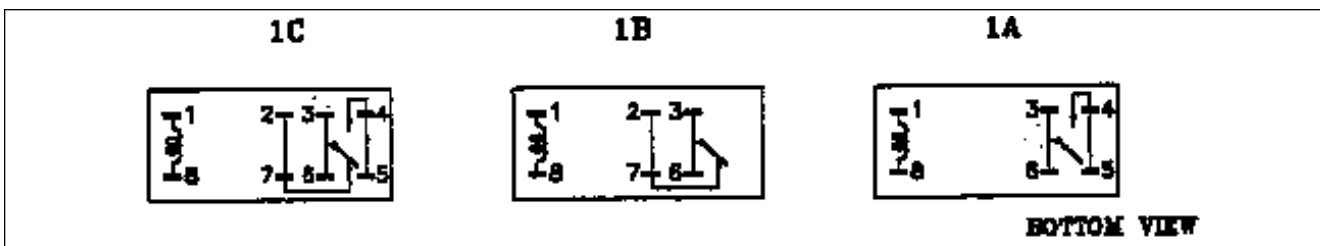
SPECIFICATION

Contact resistance	30mΩ Max.(initial value)	
Operate time	10ms	
Release time	5ms	
Insulation resistance	100M Ω Min.(DC 500V)	
Dielectric strength	Between open contact	AC 1000V, 50/60Hz 1 min.
	Between contact and coil	AC 4000V, 50/60Hz 1 min.(1B & 1C)
		AC 5000V, 50/60Hz 1 min.(1A)
Vibration resistance	Operating extremes	10~50Hz,amplitude 1.5mm
	Damage limits	>10~50Hz,amplitude 1.5mm
Shock resistance	Operating extremes	>10G
	Damage limits	>100G
Life expectancy	Mechanical	>10,000,000 operations (frequency 18,000 operations/hr)
	Electrical	>100,000 operations (frequency 1,800 operations/hr)
Operating temperature	-40° ~ 70° C (no freezing)	
Weight	Approx.17g	

OUTLINE DIMENSIONS



WIRING DIAGRAM



PC BOARD LAYOUT

