

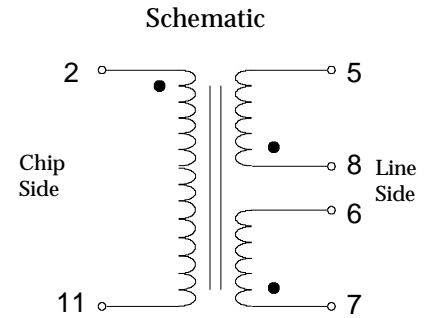
# U Interface Transformer (2B1Q Coding Applications)

Designed for use with SGS-Thomson STLC5411

Turns Ratio ( ± 3 % ) (Line : Chip)	1.50 : 1
-------------------------------------	----------

PARAMETER	MIN.	MAX.	UNITS
Primary Inductance (Line Side) <sup>1</sup> Pins 7 to 5 with 8 & 6 shorted.	32.90	37.10	mH
Primary DC Resistance		10.0	ohms
Secondary DC Resistance		5.0	ohms
Isolation (Hi-Pot)	2000		V <sub>RMS</sub>
DC Bias		60	mA
Return Loss 10KHz & 25 KHz	20		dB
Longitudinal Balance (281 Hz to 40 kHz)	55		dB

**Flammability:** Materials used in the production of these units meet requirements of UL94-VO and IEC 695-2-2 needle flame test.



**NOTE:**

1. Tested @10 kHz / 700 mV, on Line Side

Operating Temp. Range -40°C to +85°C

Primary is Line Side (Pins 5,8,6,7)

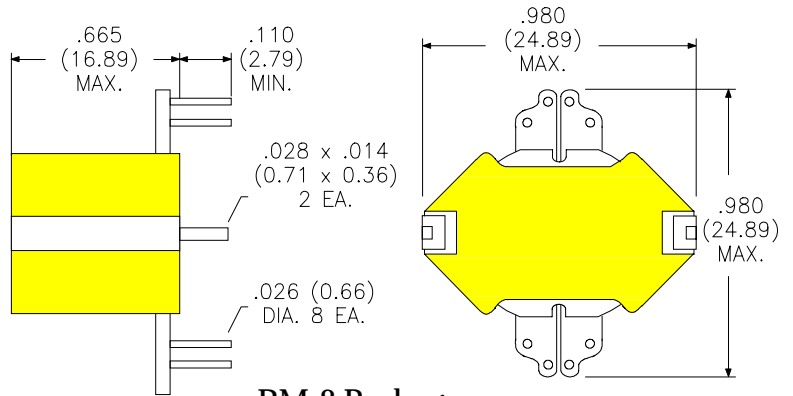
Secondary is Chip Side (Pins 2,11)

**Surge Voltage Capability**

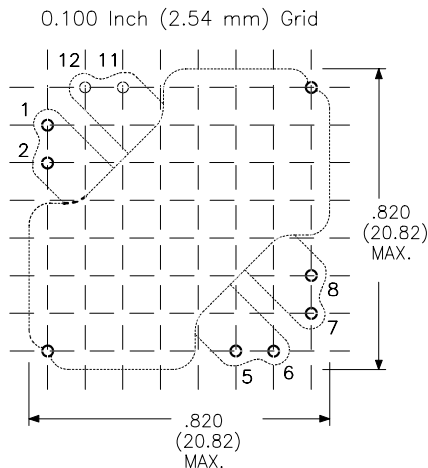
Metallic Voltage: 800 V peak, 10/560 μS

Longitudinal Voltage: 2400 V peak, 10/700 μS

**Physical Dimensions  
inches (mm)**



**RM-8 Package**



RHOMBUS P/N: T-13216	
CUST P/N:	NAME:
DATE: 7/2/96	SHEET: 1 of 1