


CTCMD4D13 Series

From 3.3 μH to 150 μH



SPECIFICATIONS

Parts are available in $\pm 20\%$ inductance tolerance only.
CTCMD4D13E Please specify "F" for RoHS Compliant
 *Rated Current: Inductance drop = 10% typ.

Part Number	Inductance ($\mu\text{H} \pm 20\%$)	L Test Freq. (kHz)	DCR Max. (Ω)	Rated Current* Max. (A)
CTCMD4D13_-3R3M	3.3	100	0.16	0.85
CTCMD4D13_-4R7M	4.7	100	0.194	0.80
CTCMD4D13_-6R8M	6.8	100	0.276	0.65
CTCMD4D13_-100M	10	100	0.335	0.57
CTCMD4D13_-150M	15	100	0.508	0.45
CTCMD4D13_-220M	22	100	0.766	0.37
CTCMD4D13_-330M	33	100	1.162	0.28
CTCMD4D13_-470M	47	100	1.658	0.22
CTCMD4D13_-680M	68	100	2.534	0.18
CTCMD4D13_-101M	100	100	3.8	0.17
CTCMD4D13_-151M	150	100	5.362	0.13

PHYSICAL DIMENSIONS

Size	A Max.	B Max.	C Max.	D	E	F	G
mm	4.4	5.8	1.45	3.7	3.2	2.9	0.5
inches	0.173	0.228	0.057	0.146	0.126	0.114	0.020

CHARACTERISTICS

Description: SMD power inductor

Applications: Power supplies for VTR, OA equipment, LCD televisions, PC notebooks, portable communication equipment, DC/DC converters, etc.

Operating Temperature: -25°C to $+85^{\circ}\text{C}$

Inductance Tolerance: $\pm 20\%$

Testing: Tested on a HP4285A at 100 KHz , 1V

Packaging: Tape & Reel

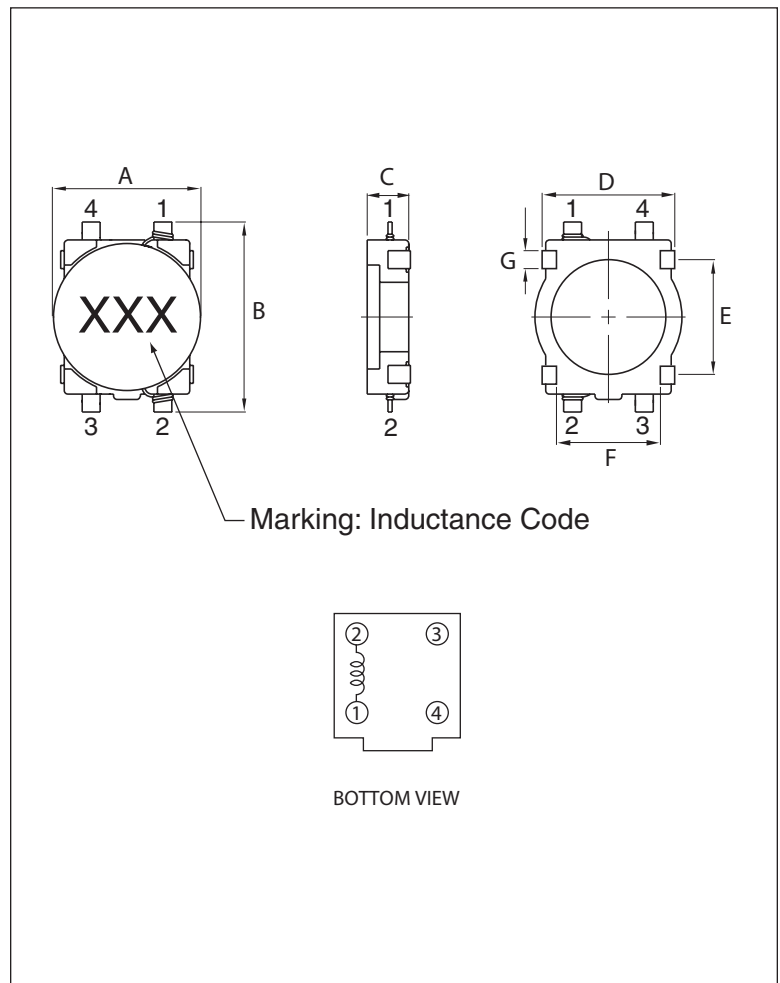
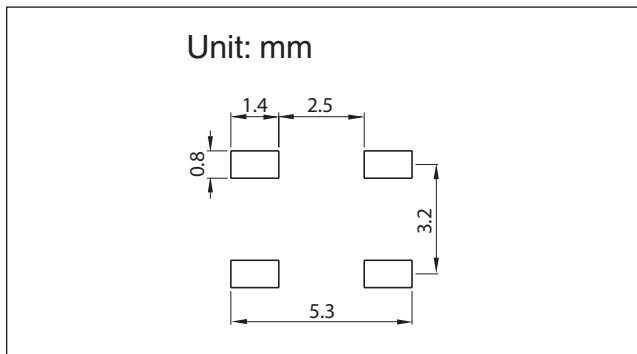
Rated Current: This indicates the value of current when the inductance is 10% lower than its initial value at D.C. superimposition or D.C. current when at $\Delta t=40^{\circ}\text{C}$ whichever is lower.

Marking: Parts are marked with inductance code

Miscellaneous: RoHS Compliant

Additional Information: Additional electrical & physical information available upon request

PAD LAYOUT



02.13.07