



## U74HCT21

CMOS IC

### DUAL 4-INPUT AND GATES

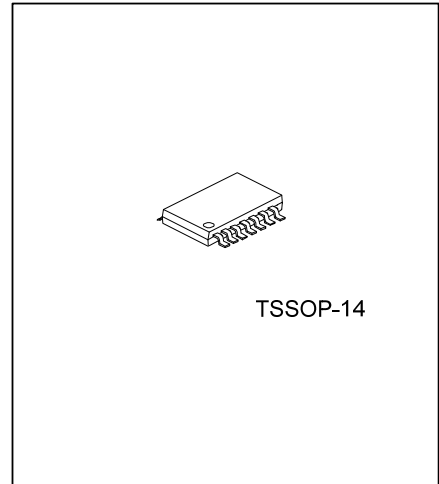
#### DESCRIPTION

The **U74HCT21** contains two independent 4-input AND gates. They perform the Boolean function  $Y=A \bullet B \bullet C \bullet D$

or  $Y=\overline{A+B+C+D}$  in positive logic.

#### FEATURES

- \* Operation Voltage Range: 4.5V~5.5V
- \* Low Quiescent Current:  $I_{CC}=2\mu A(\text{Max})$
- \* High Speed:  $t_{PD}=15\text{ns @ }4.5\text{V (Typ)}$
- \* Low Input Current: 100nA Max
- \* Inputs are TTL Voltage Compatiabel

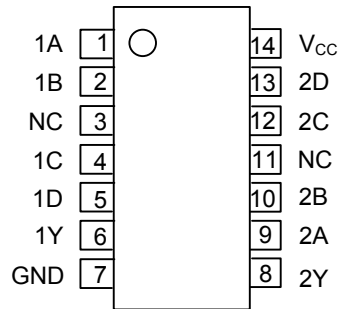


#### ORDERING INFORMATION

Ordering Number		Package	Packing
Lead Free	Halogen Free		
U74HCT21L-P14-T	U74HCT21G-P14-T	TSSOP-14	Tube
U74HCT21L-P14-R	U74HCT21G-P14-R	TSSOP-14	Tape Reel

<p>U74HCT21L-P14-T</p> <p>(1)Packing Type (2)Package Type (3)Lead Free</p>	<p>(1) R: Tape Reel, T: Tube (2) P14: TSSOP-14 (3) G: Halogen Free, L: Lead Free</p>
--	--

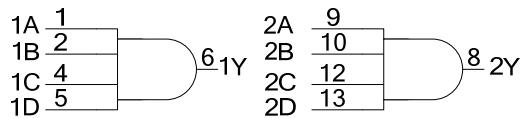
■ PIN CONFIGURATION



■ FUNCTION TABLE

INPUT(A)	INPUT(B)	INPUT(C)	INPUT(D)	OUTPUT(Y)
H	H	H	H	H
L	X	X	X	L
X	L	X	X	L
X	X	L	X	L
X	X	X	L	L

■ LOGIC DIAGRAM (positive logic)



■ ABSOLUTE MAXIMUM RATING (unless otherwise specified)

PARAMETER	SYMBOL	RATINGS	UNIT
Supply Voltage	$V_{CC}$	-0.5 ~ 7	V
Input Clamp Current	$I_{IK}$	-20	mA
Output Clamp Current	$I_{OK}$	$\pm 20$	mA
Output Current	$I_{OUT}$	$\pm 25$	mA
$V_{CC}$ or GND Current	$I_{CC}$	$\pm 50$	mA
Storage Temperature	$T_{STG}$	-65 ~ +150	$^{\circ}C$

Note: Absolute maximum ratings are those values beyond which the device could be permanently damaged.  
 Absolute maximum ratings are stress ratings only and functional device operation is not implied.

■ RECOMMENDED OPERATING CONDITIONS

PARAMETER	SYMBOL	CONDITIONS	MIN	TYP	MAX	UNIT
Supply Voltage	$V_{CC}$		4.5		5.5	V
Input Voltage	$V_{IN}$		0		$V_{CC}$	V
Output Voltage	$V_{OUT}$		0		$V_{CC}$	V
Input Transition Rise or Fall Rate	$t_R, t_F$	$V_{CC}=4.5V$			500	ns
Operating Temperature	$T_A$		-40		85	$^{\circ}C$

■ STATIC CHARACTERISTICS ( $T_A = 25^{\circ}C$ )

PARAMETER	SYMBOL	TEST CONDITIONS	MIN	TYP	MAX	UNIT
High-Level Input Voltage	$V_{IH}$	$V_{CC} = 4.5V$ to $5.5V$	2.0			V
Low-Level Input Voltage	$V_{IL}$	$V_{CC} = 4.5V$ to $5.5V$			0.8	V
High-Level Output Voltage	$V_{OH}$	$V_{CC} = 4.5V, I_O = -20\mu A$	4.4	4.999		V
		$V_{CC} = 4.5V, I_O = -4mA$	3.98	4.3		
Low-Level Output Voltage	$V_{OL}$	$V_{CC} = 4.5V, I_O = 20\mu A$		0.001	0.1	V
		$V_{CC} = 4.5V, I_O = 4mA$		0.17	0.26	
Input Leakage Current	$I_{I(LEAK)}$	$V_{CC} = 5.5V, V_{IN} = V_{CC}$ or GND		$\pm 0.1$	$\pm 100$	nA
Quiescent Supply Current	$I_{CC}$	$V_{CC} = 5.5V, V_{IN} = V_{CC}$ or GND, $I_O = 0$			2	$\mu A$
Additional Quiescent Supply Current	$\Delta I_{CC}$	One input at $V_{CC} - 2.1V$ , other inputs at 0 or $V_{CC}$		100	360	$\mu A$
Input Capacitance	$C_{IN}$	$V_{CC} = 4.5V \sim 5.5V$		3	10	pF

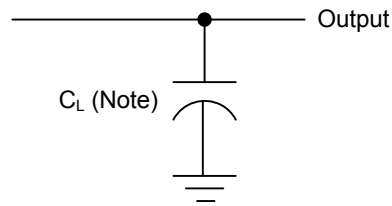
■ DYNAMIC CHARACTERISTICS ( $T_A = 25^{\circ}C$ , Input:  $t_R = t_F = 6ns$ , unless otherwise specified)

PARAMETER	SYMBOL	TEST CONDITIONS	MIN	TYP	MAX	UNIT
Propagation delay from Input(A or B) to Output(Y)	$t_{PLH}, t_{PHL}$	$V_{CC} = 4.5V, C_L = 50pF$		15	27	ns
Output Transition Time	$t_T$	$V_{CC} = 4.5V, C_L = 50pF$		7	15	ns

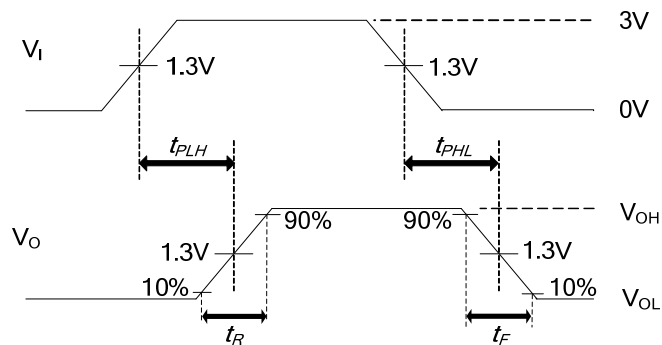
■ OPERATING CHARACTERISTICS ( $T_A = 25^{\circ}C$ , unless otherwise specified)

PARAMETER	SYMBOL	TEST CONDITION	RATINGS	UNIT
Power Dissipation Capacitance	$C_{PD}$	No Load	42	pF

## ■ TEST CIRCUIT AND WAVEFORMS



Note : C<sub>L</sub> includes probe and jig capacitance.



+

UTC assumes no responsibility for equipment failures that result from using products at values that exceed, even momentarily, rated values (such as maximum ratings, operating condition ranges, or other parameters) listed in products specifications of any and all UTC products described or contained herein. UTC products are not designed for use in life support appliances, devices or systems where malfunction of these products can be reasonably expected to result in personal injury. Reproduction in whole or in part is prohibited without the prior written consent of the copyright owner. The information presented in this document does not form part of any quotation or contract, is believed to be accurate and reliable and may be changed without notice.