

PLEASE CHECK WWW.MOLEX.COM FOR LATEST PART INFORMATION

Part Number: [0923181430](#)
Status: **Active**
Overview: [picoflex](#)
Description: Picoflex® PF-50 IDT-Board In Z-Style, 14 Circuits, 0.30m (11.81") Length

Documents:

[3D Model](#) [Product Specification PS-99020-0011 \(PDF\)](#)
[Drawing \(PDF\)](#) [RoHS Certificate of Compliance \(PDF\)](#)

General

Product Family	Cable Assemblies
Series	92318
Connector to Connector	Picoflex® PCB-to-IDT
Overview	picoflex
Product Name	Picoflex®

Physical

Cable Length	0.30m (11.81")
Circuits (Loaded)	14
Color - Resin	Natural
Gender	Female-Female
Lock to Mating Part	None
Material - Metal	Phosphor Bronze
Material - Plating Mating	Tin
Material - Plating Termination	Tin
Material - Resin	Polyester
Packaging Type	Bag
Pitch - Mating Interface (in)	0.050 In
Pitch - Mating Interface (mm)	1.27 mm
Plating min: Mating (µin)	80.00
Plating min: Mating (µm)	2.000
Plating min: Termination (µin)	80.00
Plating min: Termination (µm)	2.00
Single Ended	No
Termination Interface: Style	IDT or Pierce, Through Hole - Kinked Pin
Waterproof / Dustproof	No
Wire Insulation Diameter	N/A
Wire Size AWG	28
Wire/Cable Type	PVC, Ribbon Cable

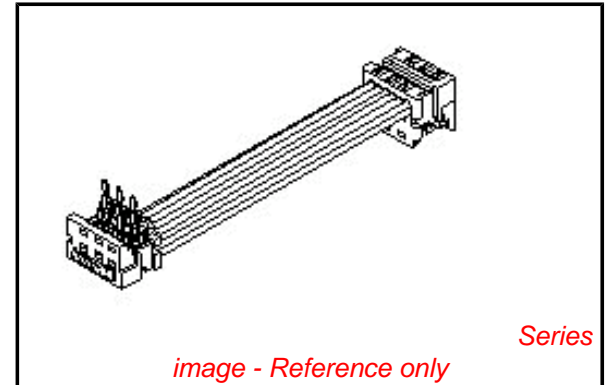
Electrical

Current - Maximum per Contact	1.2A
Voltage - Maximum	250V

Material Info

Reference - Drawing Numbers

Product Specification	PS-99020-0011
Sales Drawing	SD-92318-001



EU RoHS

China RoHS

Compliance Status

Not Reviewed

REACH SVHC

Not Reviewed

Halogen-Free

Status

Not Reviewed

Need more information on product environmental compliance?

Email productcompliance@molex.com
 For a multiple part number RoHS Certificate of Compliance, [click here](#)

Please visit the [Contact Us](#) section for any non-product compliance questions.

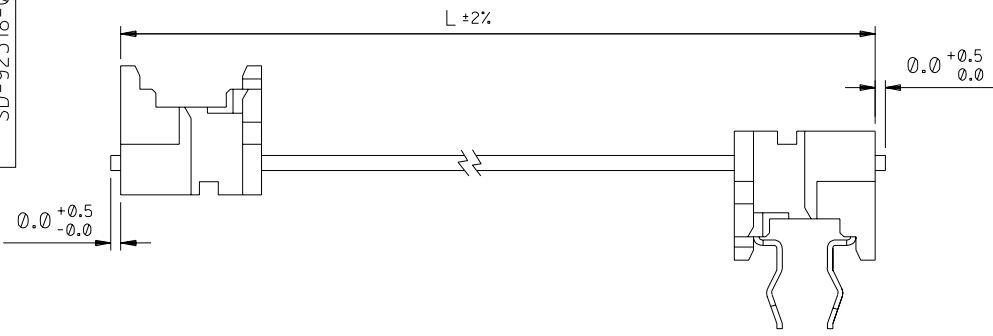
Search Parts in this Series

[92318Series](#)

Mates With

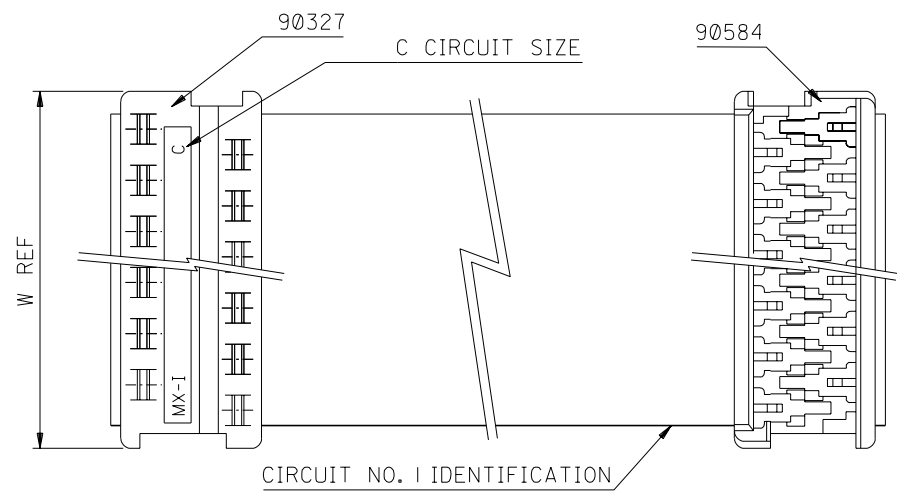
Picoflex® PF-50 Header [90325](#) , [90800](#) , [90779](#) , [90715](#) , [90814](#)

PART NO. SEE CHART
 DWG. NO. SD-92318-001



90327 CONNECTOR	
CIRCUIT SIZE	DIMENSION W
4	7.59
6	10.13
8	12.67
10	15.21
12	17.75
14	20.29
16	22.83
18	25.37
20	27.91
22	30.45
24	32.99
26	35.53

90584 CONNECTOR	
CIRCUIT SIZE	DIMENSION W
4	7.59
6	10.13
8	12.67
10	15.21
12	17.75
14	20.29
16	22.83
18	25.37
20	27.91
22	30.45
24	32.99
26	35.53



CABLE DETAILS:

28 AWG , 1.27 MM PITCH , 7 STRANDS WITH TINNED COPPER ,
 GREY PVC INSULATION WITH A COLOURED POLARITY STRIPE
 INDICATING CIRCUIT NO. 1 , UL 2651.

NOTES:

1. SEE PRODUCT SPECIFICATIONS PS-99020-0011.
2. SEE TERMINATION SPECIFICATION ES-99033-0001.
3. SEE TERMINATION SPECIFICATION ES-99033-0002.
4. SEE CABLE SPECIFICATION ES-99027-0006.
5. HARNESSES WILL BE 100% ELECTRICALLY TESTED FOR SHORTS AND DISCONTINUITIES.

ORDERING INFORMATION

92318-****
 CIRCUIT SIZE
 LENGTH L IN CENTIMETRES
 LENGTHS AVAILABLE FROM 6 CM TO 120 CM
 e.g. 92318-1208 = 12 CIRCUIT WITH LENGTH L OF 8 CM.

NOTE : FOR LENGTHS OF
 100 CM , THE PART NO. IS 92318-***01
 105 CM , THE PART NO. IS 92318-***02
 110 CM , THE PART NO. IS 92318-***03
 115 CM , THE PART NO. IS 92318-***04
 120 CM , THE PART NO. IS 92318-***05

REF DIM ADDED
 EC NO. 2003-0499
 DRAWN: P.FINN 02/11/13
 CHK: //
 APPR: //

QUALITY SYMBOLS
 MAJOR =
 CRITICAL =

GENERAL TOLERANCES:
 (UNLESS SPECIFIED)
 mm INCH
 4 PLACES ±0. ±.
 3 PLACES ±0. ±.
 2 PLACES ±0. ±.
 1 PLACE ±0. ±.
 ANGULAR: ± 1/2°

SCALE 4 : 1
 DESIGN UNITS mm INCH
 DRAWN BY & DATE MCURRAN 98/06/24
 CHECKED BY & DATE AMcCANN 98/06/24
 APPROVED BY & DATE MWILHITE 98/06/24
 CAD FILENAME

DIMENSIONS: mm INCH mm ONLY
 SHT REV
 REVISION ON CAD ONLY
 TITLE: PICO FLEX IDT TO BOARD-IN STANDARD ASSEMBLIES (Z-STYLE)
 MOLEX INCORPORATED
 MATERIAL NO. SEE CHART
 DRAWING NO. SD-92318-001
 SHEET NO. 1 OF 1
 THIS DRAWING CONTAINS INFORMATION THAT IS PROPRIETARY TO MOLEX INCORPORATED AND SHOULD NOT BE USED WITHOUT WRITTEN PERMISSION.