


**\*RoHS COMPLIANT**



**BOURNS®**

**Features**

- Current rating up to 1.6 A
- Inductance range: 10 to 6500 µH
- Frequency range to 300 MHz
- RoHS compliant\*

**Applications**

- EMI suppression

**SRF0905 Series - Line Filter**

**Electrical Specifications @ 25 °C**

Part Number	L (µH) **	Leakage Ind. (µH) Max.	DCR (Ω) max. (each winding)	Rated Voltage (Vdc)	Rated Current (A)	Impedance (Z)	
						Freq. Range (MHz)	Min. Value (Ω)
SRF0905-100Y	10 ± 30 %	8	0.08	50	1.6	20 - 300	200
SRF0905-250Y	25 ± 30 %	16	0.16	50	1.0	20 - 150	600
SRF0905-400Y	40 ± 30 %	18	0.25	50	0.9	20 - 100	800
SRF0905-500Y	50 ± 30 %	22	0.32	50	0.8	20 - 100	1500
SRF0905-251Y	250 ± 50 %	0.11	0.13	50	1.2	3 - 20	600
SRF0905-471Y	470 ± 50 %	0.12	0.14	50	1.1	2 - 20	1000
SRF0905-501Y	500 ± 50 %	0.12	0.15	50	1.0	1 - 20	1000
SRF0905-102Y	1000 ± 50 %	0.17	0.31	50	0.8	1 - 15	1500
SRF0905-202Y	2000 ± 50 %	0.25	0.42	50	0.6	1 - 5	3000
SRF0905-472Y	4700 ± 50 %	0.36	0.90	50	0.4	0.3 - 3	4000
SRF0905-652Y	6500 ± 50 %	0.39	1.05	50	0.3	0.3 - 2	5000

\*\* Test condition: 10 - 50 µH, 0.1 V, 1 KHz; 250 - 6500 µH, 5 mV, 100 KHz

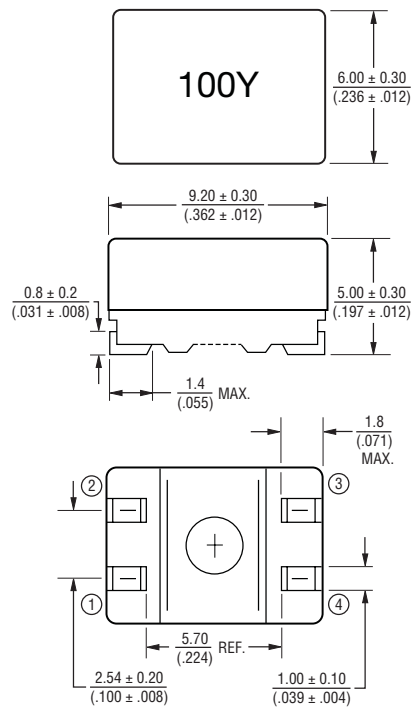
**General Specifications**

Temperature Rise .. 45 °C at rated current  
 Hi-Pot .....500 VAC, 60 Hz,  
 3 mA max. for 3 seconds  
 Operating Temperature  
 ..... -40 °C to +105 °C  
 (Temperature rise included)  
 Storage Temperature .. -40 °C to +105 °C  
 Solderability .....260 °C for 5 sec.  
 (JEDEC J-STD-020D)

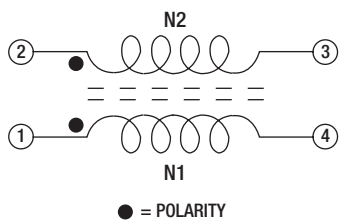
**Materials**

Core Material ..... Ferrite  
 Base ..... LCP  
 Wire ..... Enameled copper  
 Terminal coating ..... Sn  
 Packaging ..... 1000 pcs. per 13-inch reel


**Product Dimensions**



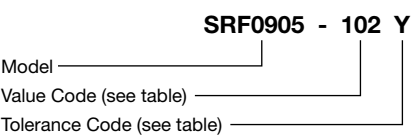
**Schematic**



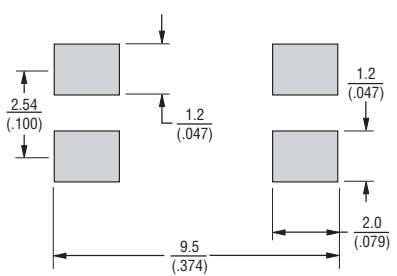
**Typical Part Marking**



**How to Order**



**Recommended Layout**



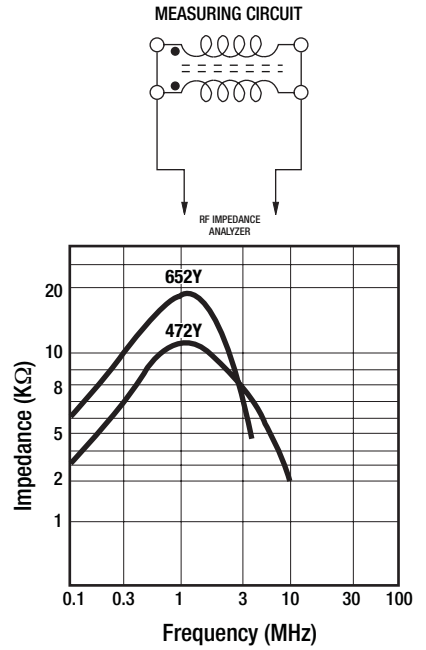
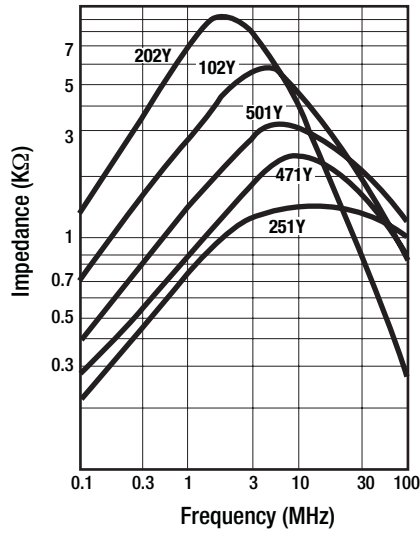
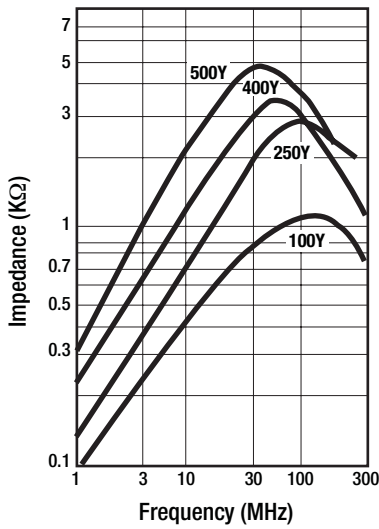
DIMENSIONS:  $\frac{\text{MM}}{\text{(INCHES)}}$

\*RoHS Directive 2002/95/EC Jan 27, 2003 including Annex. Specifications are subject to change without notice. Customers should verify actual device performance in their specific applications.

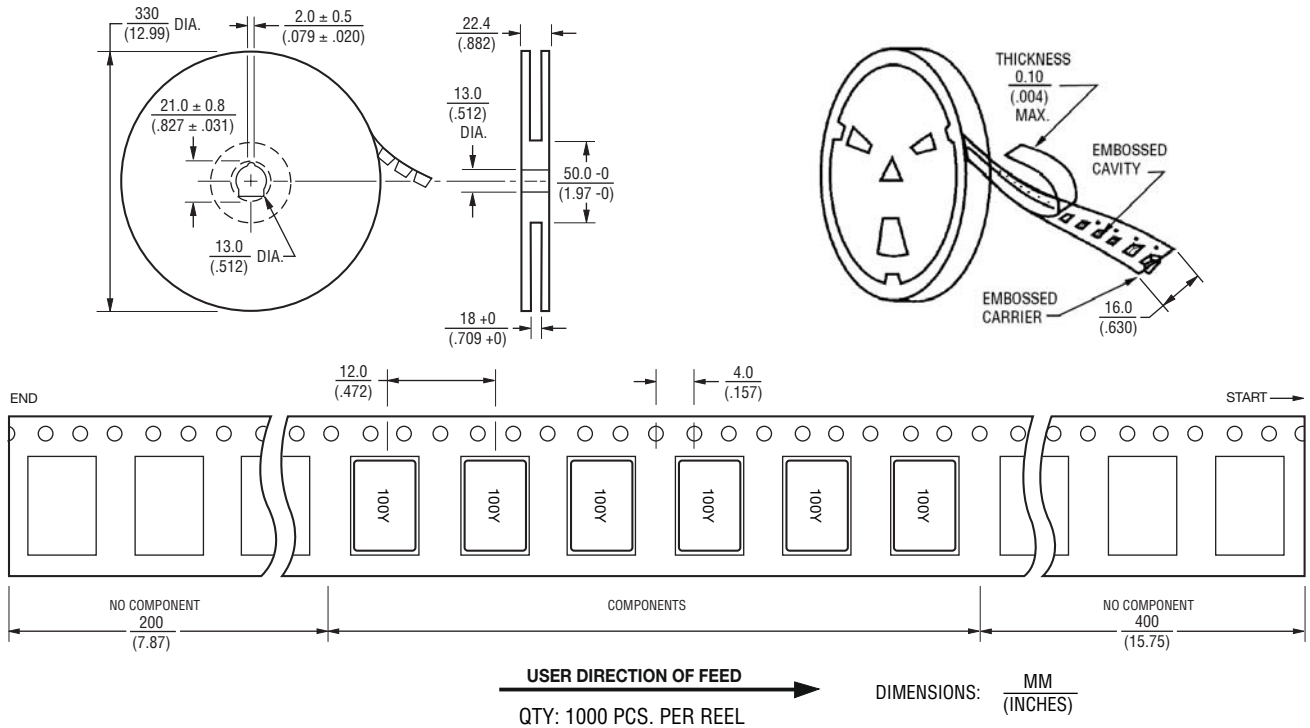
# SRF0905 Series - Line Filter

**BOURNS®**

## Impedance Graphs



## Packaging Specifications



REV. 09/10

Specifications are subject to change without notice.  
Customers should verify actual device performance in their specific applications.