



- ① Transmit & Receive in a Single SMD Package
- ② 1500Vrms Minimum Isolation Voltage
- ③ Industry Standard SMD Package
- ④ Extended Temperature Range Versions

NORMAL TEMP RANGE

ELECTRICAL SPECIFICATIONS AT 25°C - OPERATING TEMPERATURE RANGE 0°C TO +70°C

PART NUMBER	TURNS RATIO (PRI:SEC ±3%)		PRIMARY OCL (mH Min.)	PRI-SEC L_L (μH Max.)	PRI-SEC Cw/w (pf Max.)	DCR (PRI/SEC Ω Max)		Schematic
	T1	T2				T1	T2	
PM-IS80	1ct:2ct	1ct:2ct	1.20	0.60/0.60	35/35	0.7/1.2	0.7/1.2	C
PM-IS81	1ct:2ct	1:1.36ct	1.20	0.60/0.80	35/35	0.7/1.2	0.7/0.9	B
PM-IS82	1:2ct	1ct:1.14ct	1.20	0.50/0.80	40/35	0.7/1.2	0.7/0.9	A
PM-IS83	1:1.15ct	1ct:2ct	1.50/1.20	0.80/0.60	35/40	0.7/0.9	0.7/1.2	F
PM-IS84	1ct:2ct	1:1.08ct	1.20	0.60/0.60	35/30	0.7/1.1	0.7/0.9	B

EXTENDED TEMP RANGE

ELECTRICAL SPECIFICATIONS AT 25°C - OPERATING TEMPERATURE RANGE -40°C TO +85°C

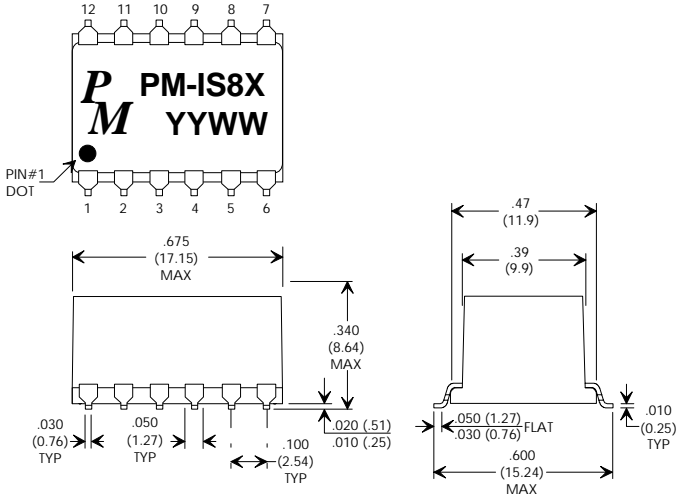
PART NUMBER	TURNS RATIO (PRI:SEC ±3%)		PRIMARY OCL (mH Min.)	PRI-SEC L_L (μH Max.)	PRI-SEC Cw/w (pf Max.)	DCR (PRI/SEC Ω Max)		Schematic
	T1	T2				T1	T2	
PM-IS85	1ct:2ct	1ct:2ct	1.20	0.80/0.80	45/45	1.0/1.7	1.0/1.7	C
PM-IS86	1ct:2ct	1:1.36ct	1.60	1.00/0.80	60/50	1.2/2.0	1.7/1.7	B
PM-IS87	1:1.15ct	1ct:2ct	1.60	0.80/0.80	60/50	1.0/1.0	1.2/2.0	F
PM-IS88	1:2ct	2:1	1.60	1.20/1.20	50/40	1.1/1.1	1.1/0.7	G
PM-IS89	1ct:1ct	1ct:1ct	1.20	0.80/0.80	45/45	1.0/1.0	1.0/1.0	D
PM-IS90	1ct:1.15ct	1ct:1.15ct	1.20	0.80/0.80	50/50	1.1/1.4	1.1/1.4	D
PM-IS91	1ct:1ct	1ct:2ct	1.20	0.80/0.80	50/50	1.0/1.0	1.0/1.8	D
PM-IS92	1ct:1.15ct	1ct:1ct	1.60	0.80/0.80	60/60	1.2/1.4	1.2/1.2	C
PM-IS93	1ct:1.36ct	1ct:1.36ct	1.20	0.80/0.80	50/50	1.2/1.4	1.2/1.4	D
PM-IS94	1ct:1.41ct	1ct:1.41ct	1.20	0.80/0.80	50/50	0.9/1.2	0.9/1.2	E
PM-IS95	1ct:2.30ct	1ct:2ct	1.20	0.80/0.80	60/50	1.1/2.1	1.0/1.7	C
PM-IS96	1Tp ⁽¹⁾ :2ct	1ct:2ct	1.20	1.0/1.0	60/60	1.1/2.2	1.1/2.2	C

(1) Tp: T1 RATIO'S ARE, PINS12-10 : PINS1-2 = 1:1.00 ; PINS11-10:PINS1-3 = 1:2.53ct ; PINS12-11:PINS1-3 = 1:9.52ct



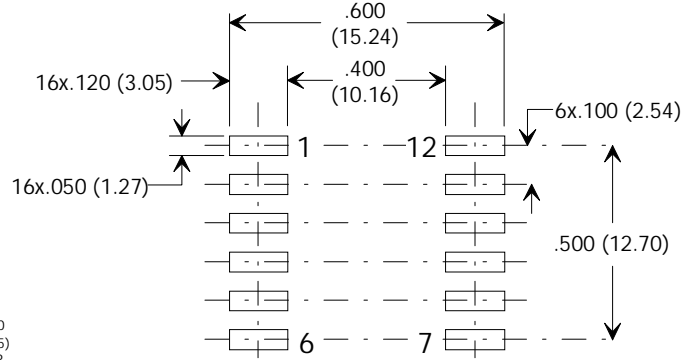
T1/CEPT/ISDN-PRI DUAL CORE SMD ISOLATION TRANSFORMERS

MECHANICAL

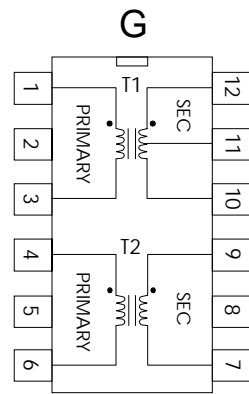
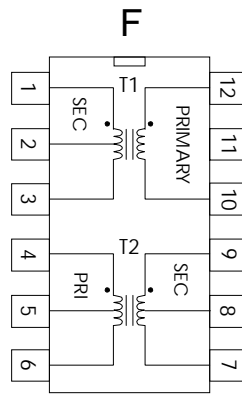
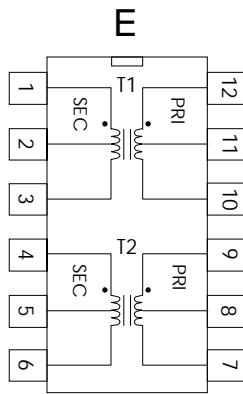
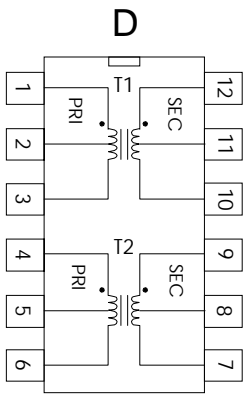
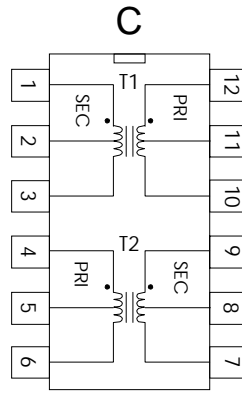
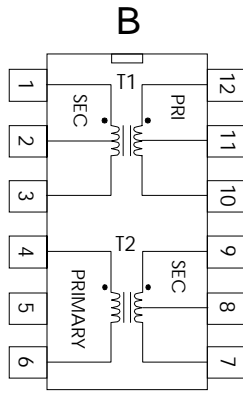
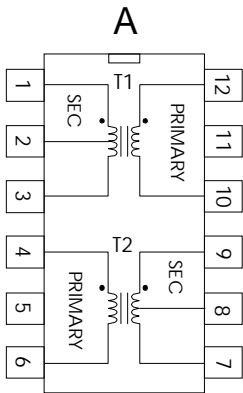


PCB LAYOUT

RECOMMENDED P.C.B. LAYOUT



SCHEMATICS



Specifications subject to change without notice.

pmis8_9x 09/00