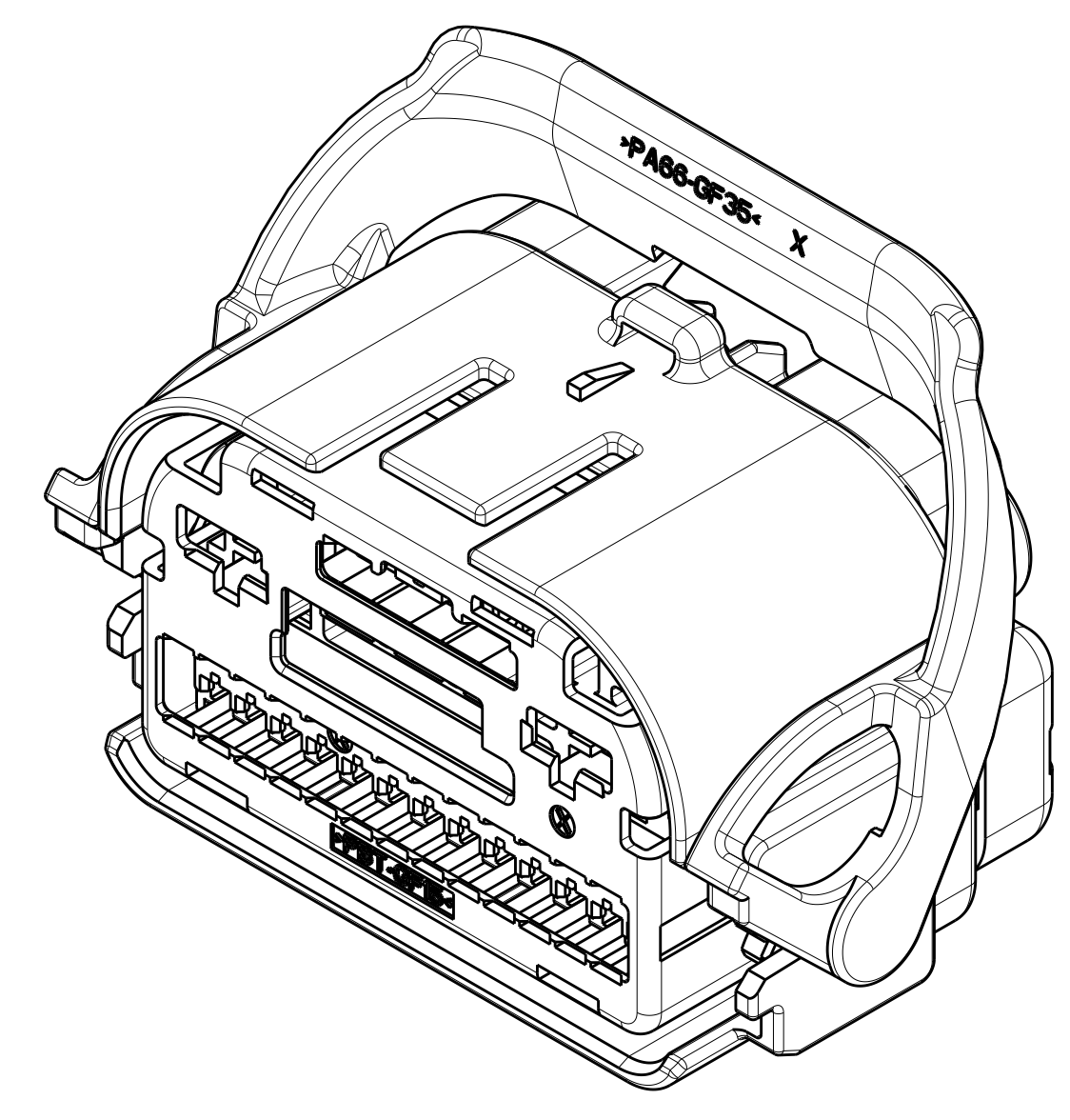
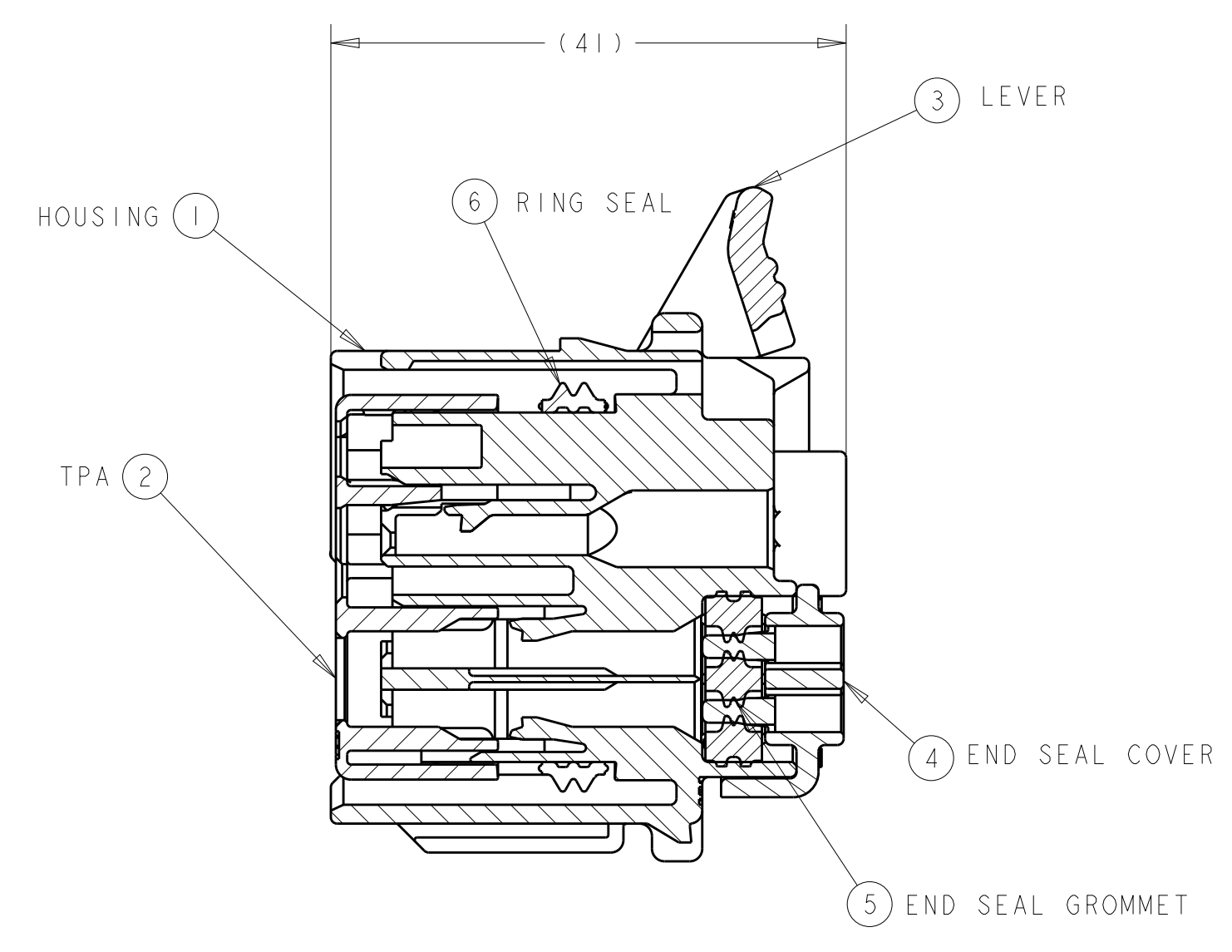


REVISIONS				
REV	DATE	DESCRIPTION	BY	APPD
J15	12SEP2013	REVISED PER ECO-13-014395	DD	RH
J16	13SEP2014	REVISED PER ECO-16-013452	DD	GR

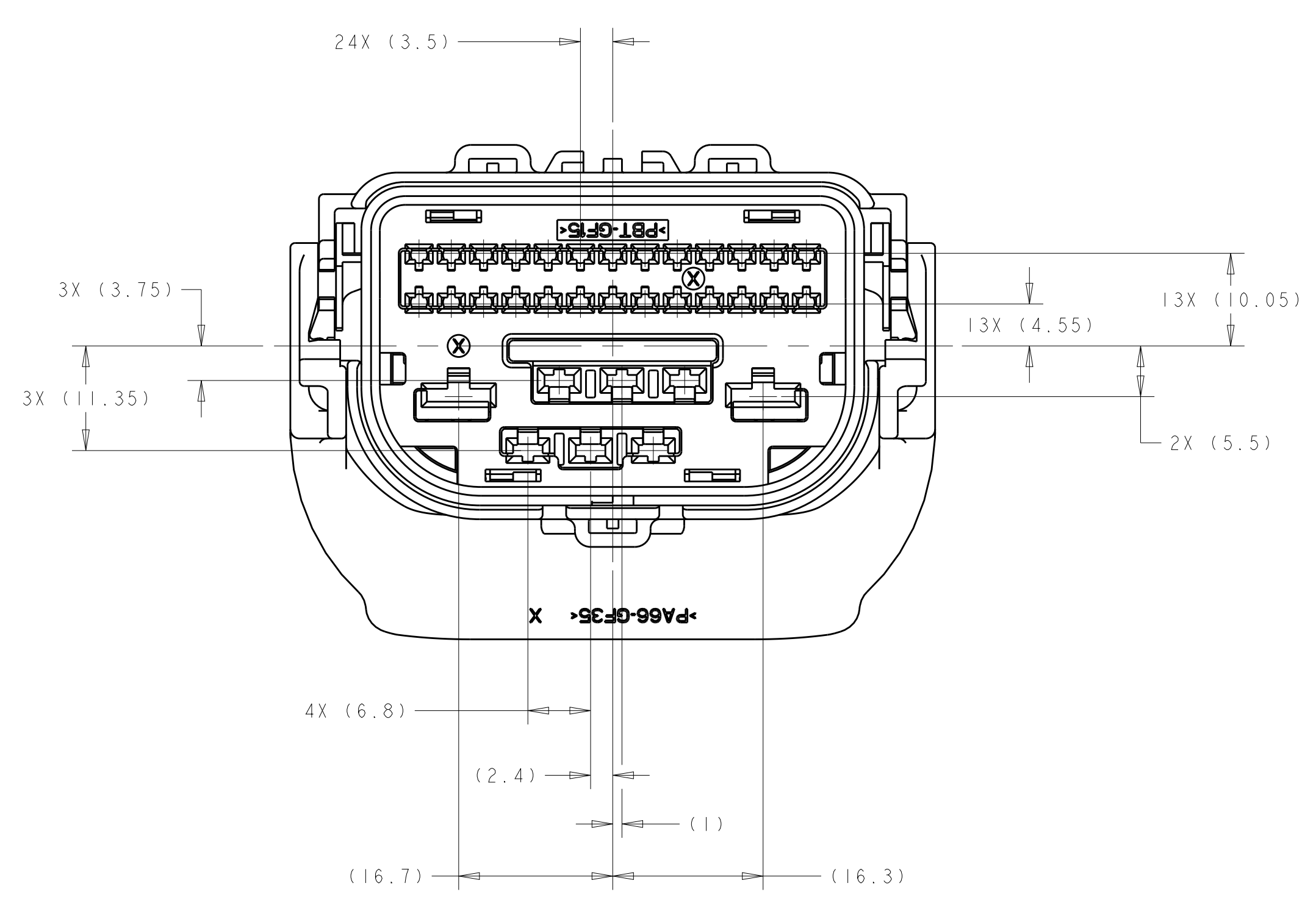
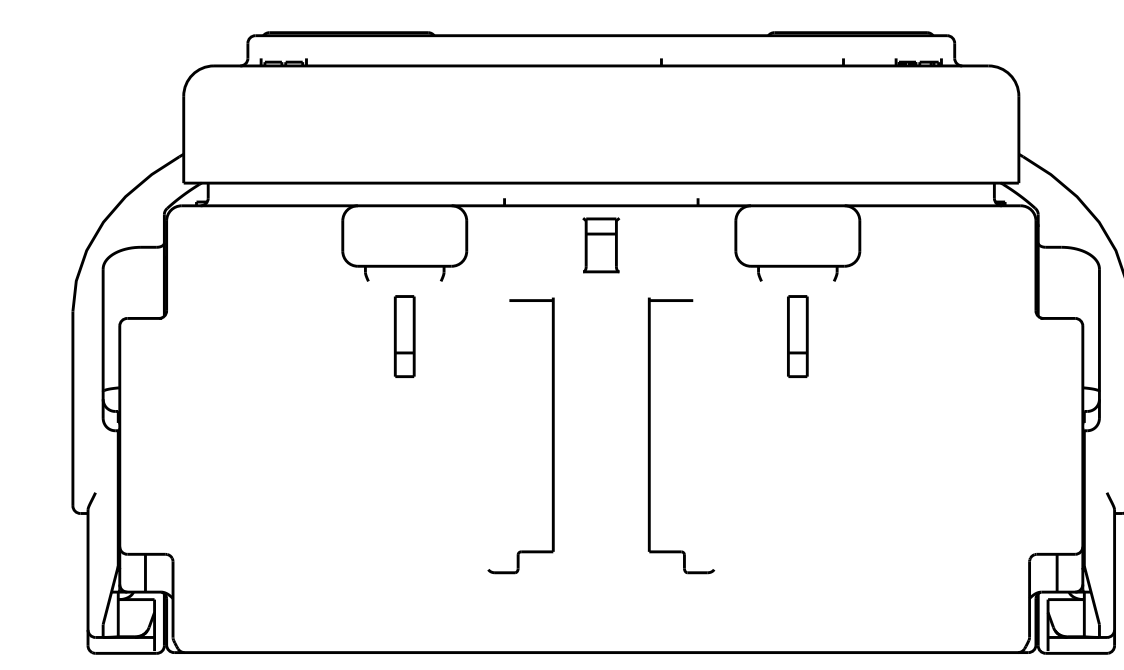
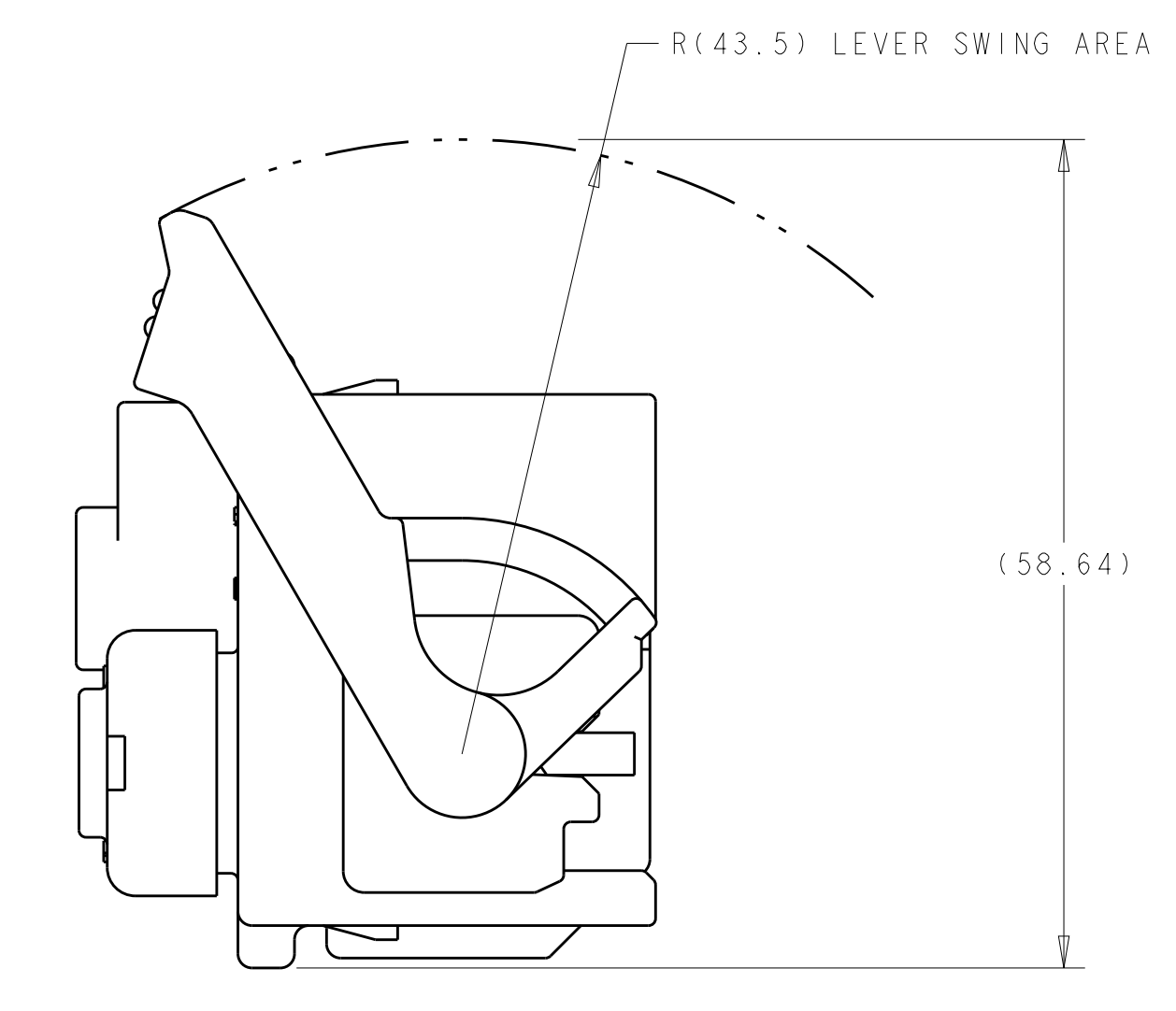
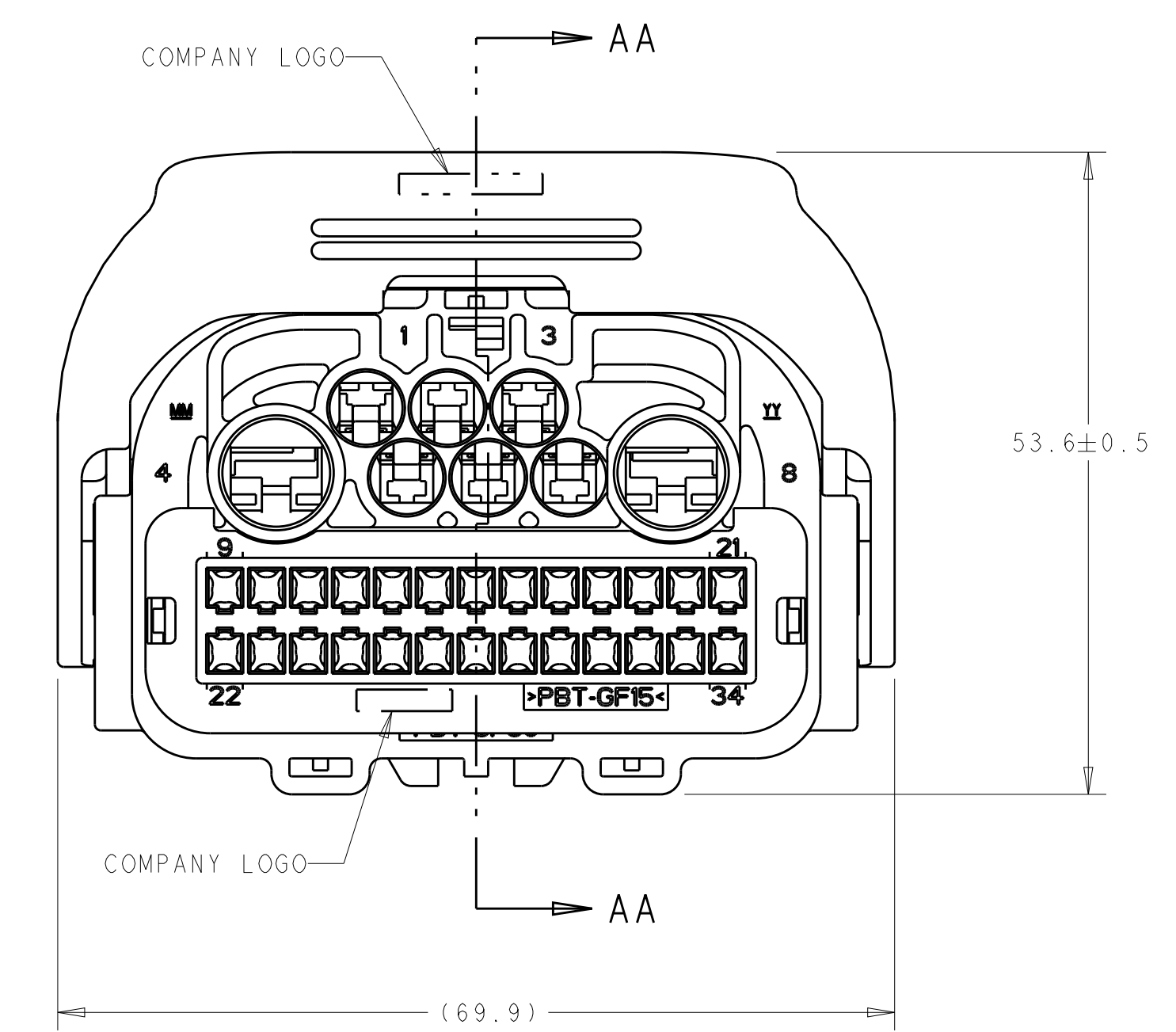
LIST OF PARTS								
QTY. REQUIRED			ITEM	DESCRIPTION	COLOR	MATERIAL SPECIFICATION	RECYCLING CODE	WEIGHT (GRAM)
INDEX C	INDEX B	INDEX A						
-	-	1	1	HOUSING, KEYING OPTION "A"	BLACK	30% GF PBT	>PBT-GF30<	41.4g
-	1	-	1	HOUSING, KEYING OPTION "B"	GRAY	30% GF PBT	>PBT-GF30<	41.4g
1	-	-	1	HOUSING, KEYING OPTION "C"	NATURAL	30% GF PBT	>PBT-GF30<	41.4g
1	1	1	2	TPA	RED	15% GF PBT	>PBT-GF15<	4.9g
1	1	1	3	LEVER	GRAY	33% GF NYLON	>PA66-GF33<	6.2g
1	1	1	4	END SEAL COVER	BLACK	15% GF PBT	>PBT-GF15<	4.2g
1	1	1	5	END SEAL GROMMET	LT BLUE	SILICON	>VMO<	2.4g
1	1	1	6	RING SEAL	BLUE	SILICON	>VMO<	1.1g



- PART MUST CONFORM TO THE USCAR-2 SPECIFICATION, DATED 07/DEC/00 (REVISION 3).
 - 0.2mm MAXIMUM RADIUS PERMISSIBLE ON EDGES AND FILLETS SHOWN AS SHARP FOR PLASTIC PARTS.
 - PRODUCTION DATE CODE (YYDD) AND ASSEMBLY PART NUMBER (LAST 3 DIGITS OF FORD PN ACCEPTABLE) MUST BE LEGIBLE AND PERMANENTLY APPLIED WHEREVER PACKAGE SIZE PERMITS OR OTHER AGREEMENTS ARE MADE.
 - MATES WITH ASSEMBLY SHOWN ON DRAWING 1587042.
- SEE TYCO ELECTRONICS (TE) INSTRUCTION SHEET 408-8911 FOR PROPER POSITIONING OF TPA AND TE INSTRUCTION SHEET 408-8832 FOR APPLICATION USE OF CONNECTOR SYSTEM.



SECTION AA-AA
 TPA AND LEVER SHOWN IN PRE-SEATED POSITION



APPLICABLE COMPONENTS (FOR REFERENCE ONLY)				APPLICABLE WIRE SIZES (FOR REFERENCE ONLY)	COMPONENT MATING PART NUMBER
DESCRIPTION	COLOR/PLATING	SUPPLIER	SUPPLIER PART NUMBER		
TERMINAL - FEMALE 1.5mm	TIN	MOLEX	33012-0002	16-20 AWG OR METRIC EQUIVALENT	33000-0002
TERMINAL - FEMALE 2.8mm	TIN	TYCO	1326032-2	20 AWG OR METRIC EQUIVALENT	1326031-2
TERMINAL - FEMALE 2.8mm	TIN	TYCO	1326032-3	18 AWG OR METRIC EQUIVALENT	1326031-3
TERMINAL - FEMALE 2.8mm	TIN	TYCO	1326032-4	16 AWG OR METRIC EQUIVALENT	1326031-4
TERMINAL - FEMALE 2.8mm	TIN	TYCO	1326032-5	14 AWG OR METRIC EQUIVALENT	1326031-5
TERMINAL - FEMALE 2.8mm	TIN	TYCO	1326032-6	12 AWG OR METRIC EQUIVALENT	1-1326031-1
CABLE SEAL - 2.8mm	GREEN	YAZAKI	7158-3111-60	1.2-1.9mm WIRE O.D.	N/A
CABLE SEAL - 2.8mm	YELLOW	YAZAKI	7158-3112-70	1.8-2.3mm WIRE O.D.	N/A
CABLE SEAL - 2.8mm	WHITE	YAZAKI	7158-3113-40	2.1-3.0mm WIRE O.D.	N/A
CABLE SEAL - 2.8mm	LT GRAY	YAZAKI	7158-3110-40	3.1-3.3mm WIRE O.D.	N/A
TERMINAL - FEMALE 6.3mm	TIN	YAZAKI	7116-4140-02	20-16 AWG OR METRIC EQUIVALENT	7114-4140-02
TERMINAL - FEMALE 6.3mm	TIN	YAZAKI	7116-4141-02	14 AWG OR METRIC EQUIVALENT	7114-4141-02
CABLE SEAL - 6.3mm	RED	YAZAKI	7158-3081-50	1.4-2.3mm WIRE O.D.	N/A
CABLE SEAL - 6.3mm	BLUE	YAZAKI	7158-3082-90	2.1-3.0mm WIRE O.D.	N/A
CABLE SEAL - 6.3mm	BLACK	YAZAKI	7158-3083	3.0-3.8mm WIRE O.D.	N/A
ANTI-ROTATION CLIP	NATURAL	TRW	PC47597-1	N/A	N/A

NOTE: SEE SUPPLIER DRAWINGS FOR LATEST INFORMATION AND CRIMP SPECIFICATIONS.

THIS DRAWING IS A CONTROLLED DOCUMENT. DATE: 15APR2003. BY: N. SOCHI. CHECKED: T. DENILITE. DATE: 10JUN2003. APPROVED: T. DENILITE. DATE: 16JUL2003.

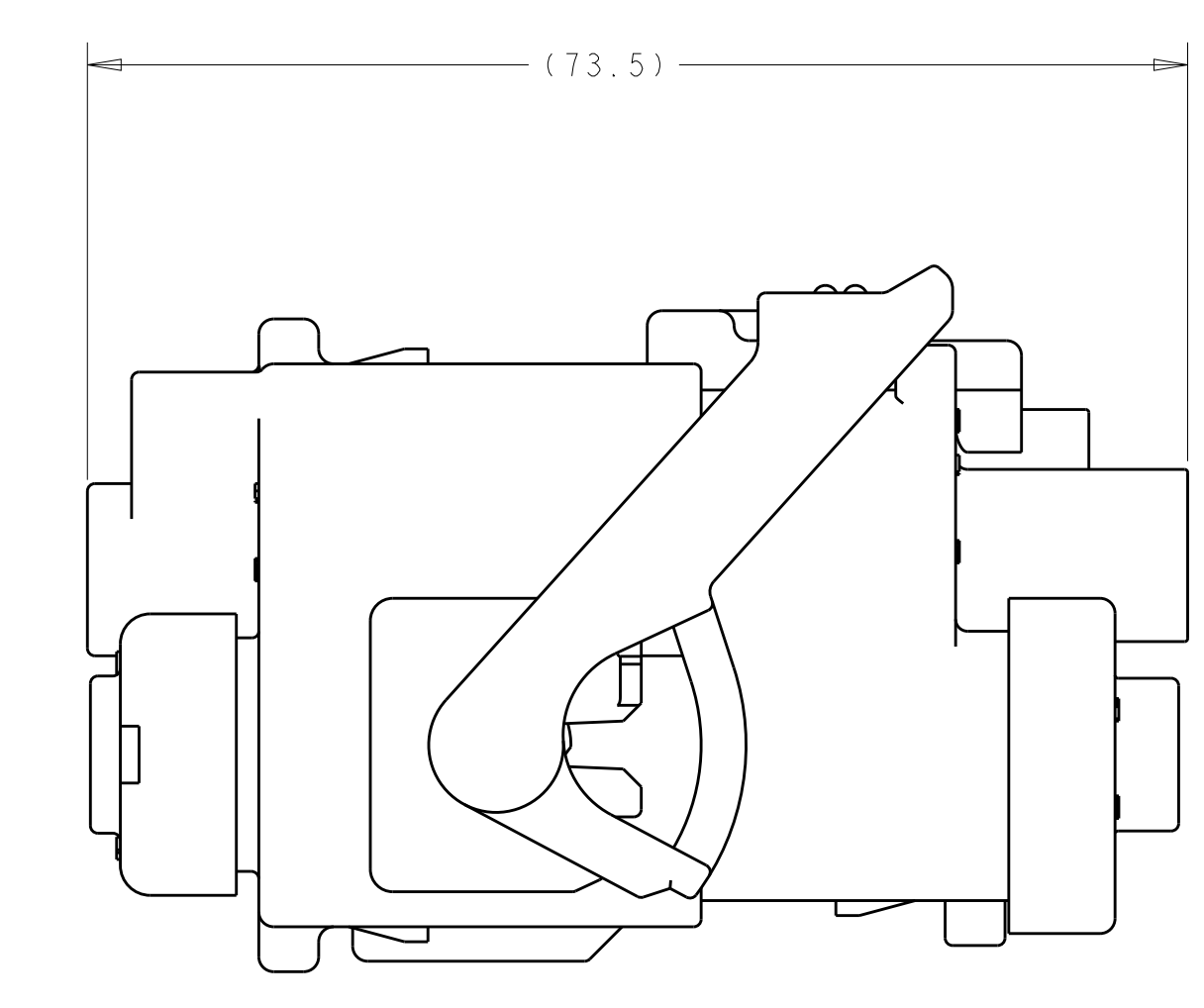
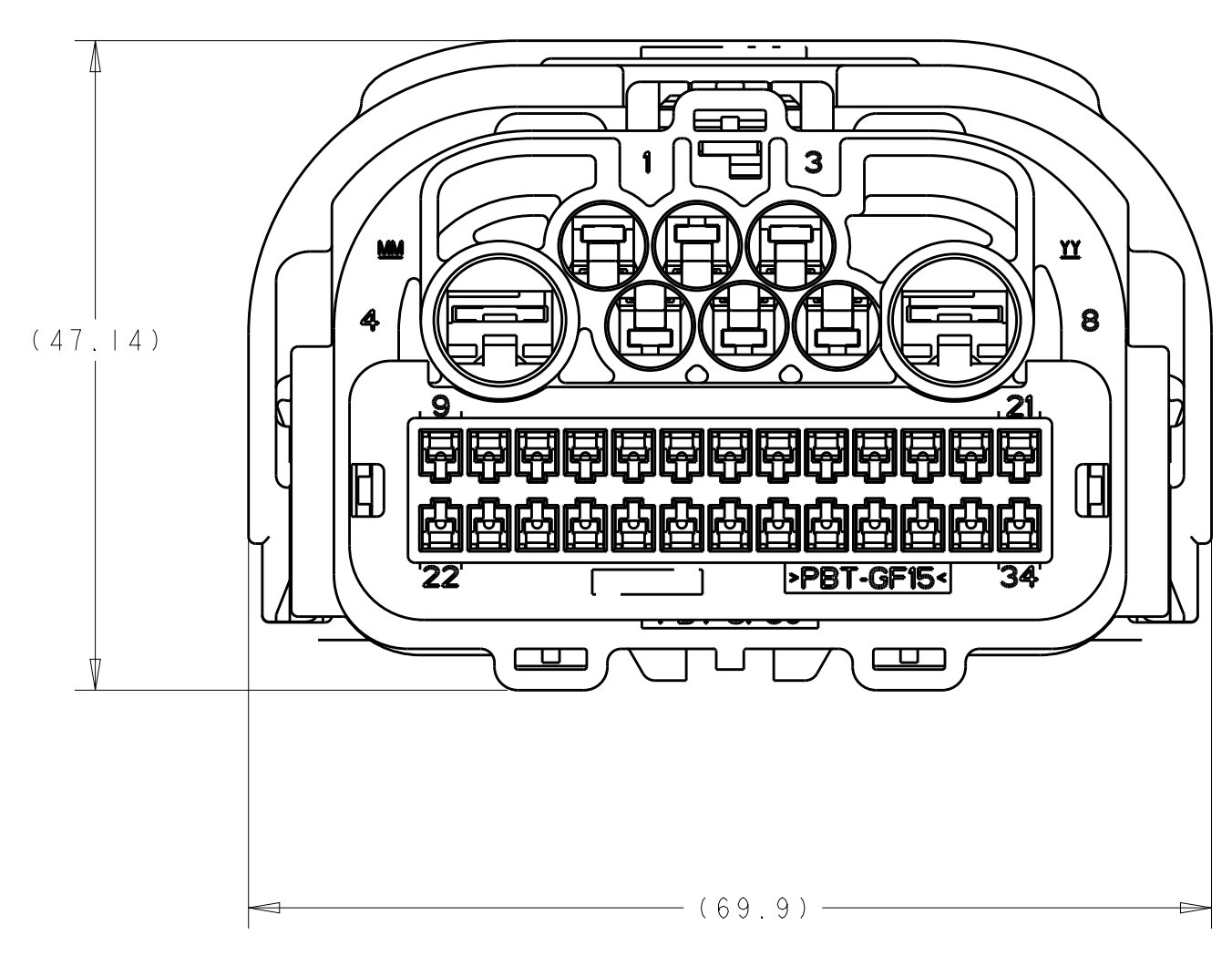
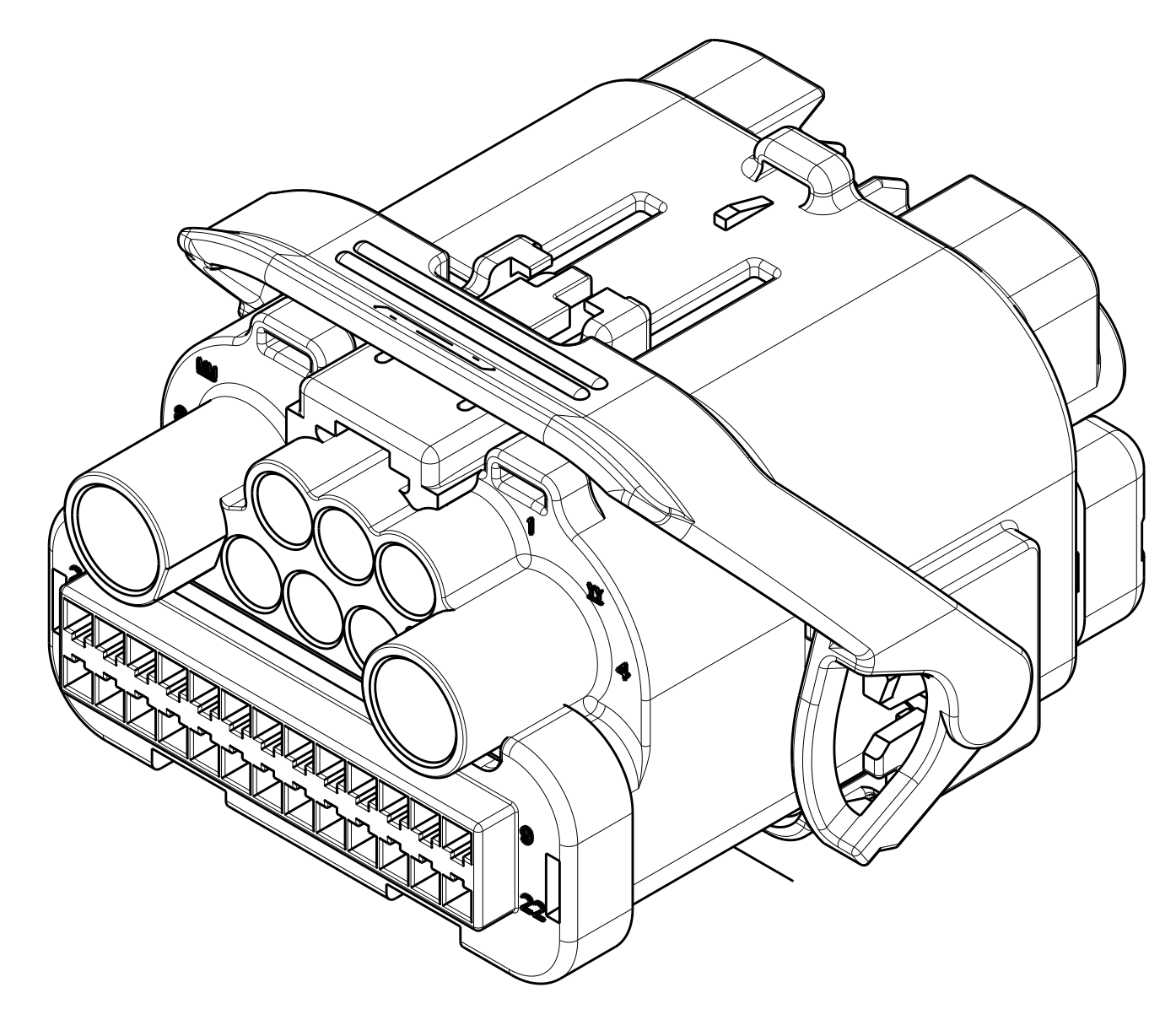
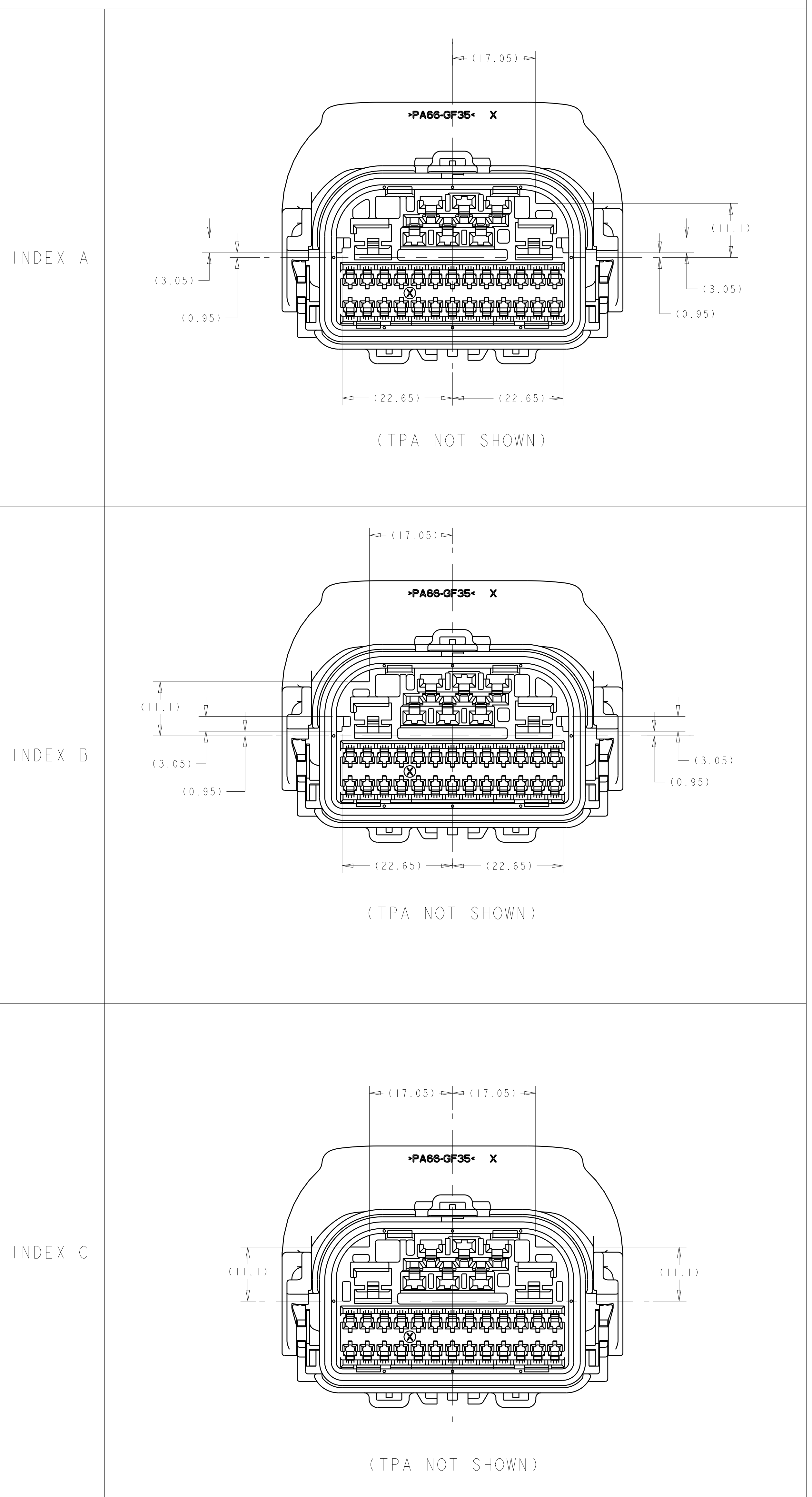
TE Connectivity

34 WAY SEALED HYBRID, FEMALE PLUG ASSEMBLY

SCALE: 2:1 SHEET 1 OF 4 REV 1/16

REVISIONS				
REV	DATE	DESCRIPTION	BY	APPD
-	-	SEE SHEET 1	-	-

FEMALE HOUSING ASSEMBLY
SCALE 2X



MATED ASSEMBLY
SCALE 2X

THIS DRAWING IS A CONTROLLED DOCUMENT.		DATE: 15APR2003	BY: N. SOOCH	TE Connectivity
DRAWN BY: N. SOOCH		DATE: 10JUN2003	CHK: T. DEWILLIE	
CHECKED BY: T. DEWILLIE		DATE: 16JUL2003	APPD: T. DEWILLIE	
DIMENSIONS: 0 PLC 85.3		PRODUCT SPEC:	NAME: 34 WAY, SEALED HYBRID, FEMALE PLUG ASSEMBLY	
1 PLC 85.3		APPLICATION SPEC:	SITE: A0	
2 PLC 85.1		WEIGHT:	CASE CODE: 00779	
3 PLC 85.1		ANGLE:	DRAWING NO: 1587041	
4 PLC 85.1		FINISH:	RESTRICTED TO:	
MATERIAL:		CUSTOMER DRAWING	SCALE: NTS	
SHEET 2 OF 4		REV 1/6		

