

RoHS  **876 Series Fuse, Lead-free 3.6 x 10 mm, Fast-Acting Fuse**



### Description



Single Pigtail Axial Lead 3.6 x 10mm Fast-Acting Fuse

### Features

- Designed to meet IEC 60127-3 Standard Sheet 3
- Fast-Acting, ceramic body fuse in a compact package
- Single Pigtail Axial Lead format
- Pb-free, RoHS compliant
- Available in ratings of .125 to 5 Amperes

### Applications



- This space saving fuse is ideally suited for lighting, power supply, and adapter applications.

Agency	Agency File Number	Ampere Range
	40022494	0.125 – 0.630A 1.6 – 5A
	E10480	0.125 – 5A

### Electrical Characteristics

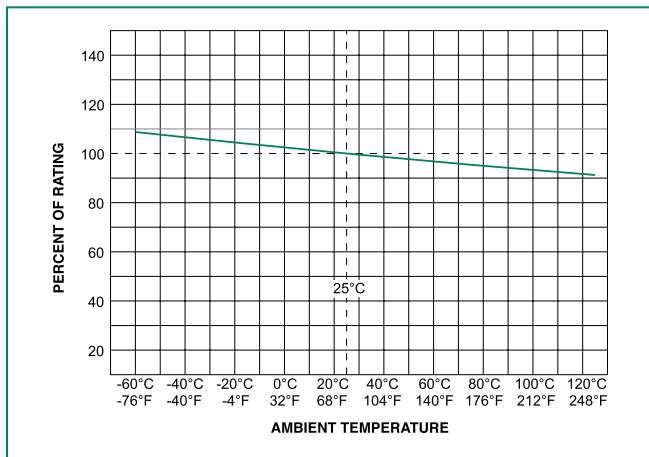
% of Ampere Rating	Opening Time
150%	60 minutes, Minimum
210%	30 minutes, Maximum
275%	10 ms., Min.; 3 sec. Max.
400%	3 ms., Min.; 300 ms. Max.
1000%	20 ms. Max.

### Electrical Characteristics

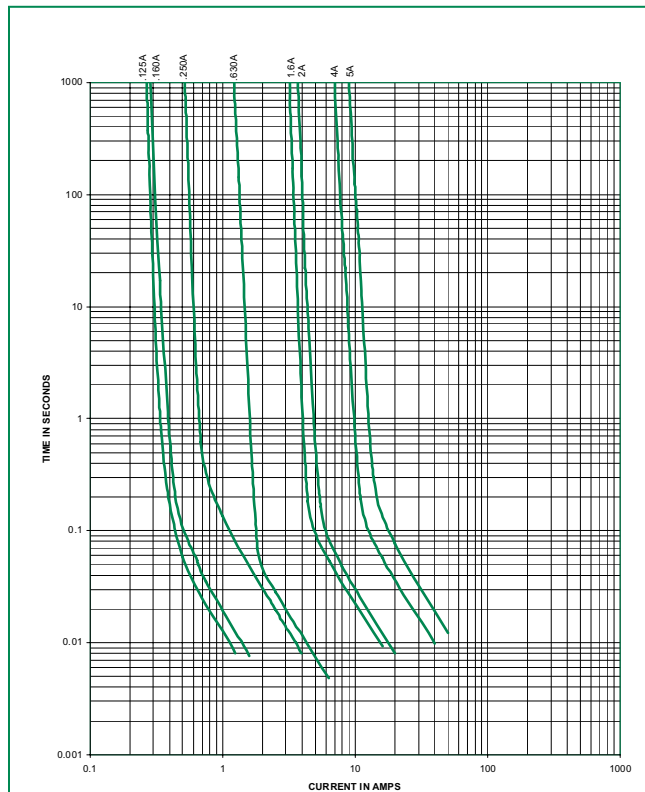
Amp Code	Ampere Rating (A)	Voltage Rating (V)	Interrupting Rating	Nominal Cold Resistance (Ohms)	Nominal Melting I <sup>2</sup> t (A <sup>2</sup> sec)	Nominal Voltage Drop (mV)	Nominal Power Dissipation (mW)	Agency Approvals	
									
.125	0.125	250	35A @ 250 V AC	1.066	0.020	168	60	x	x
.160	0.160	250	35A @ 250 V AC	1.000	0.028	183	92	x	x
.250	0.250	250	35A @ 250 V AC	0.573	0.110	87	62	x	x
.630	0.630	250	35A @ 250 V AC	0.131	0.170	102	221	x	x
01.6	1.6	250	35A @ 250 V AC	0.0388	1.8	70	382	x	x
002.	2.0	250	35A @ 250 V AC	0.0329	2.51	70	470	x	x
004.	4.0	250	40A @ 250 V AC	0.0149	14.64	70	985	x	x
005.	5.0	250	50A @ 250 V AC	0.0111	26.85	66	1200	x	x

Notes:  
Cold resistance measured at less than 10% of rated current at 23°C.

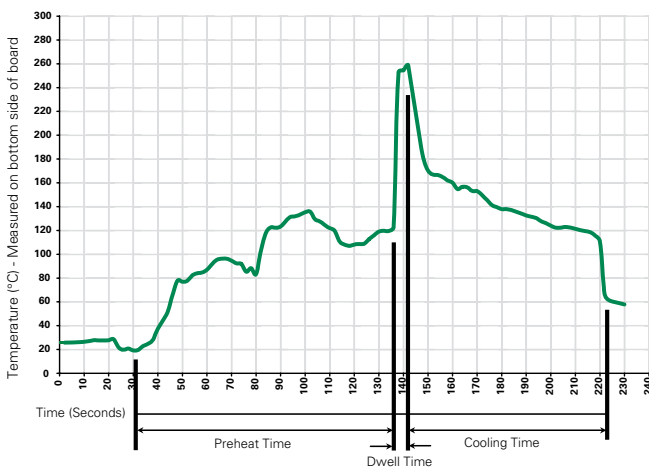
### Temperature Derating Curve



### Average Time Current Curves



### Soldering Parameters - Wave Soldering



### Recommended Process Parameters:

Wave Parameter	Lead-Free Recommendation
<b>Preheat:</b> (Depends on Flux Activation Temperature) (Typical Industry Recommendation)	
Temperature Minimum:	100° C
Temperature Maximum:	150° C
Preheat Time:	60-180 seconds
<b>Solder Pot Temperature:</b>	260° C Maximum
<b>Solder Dwell Time:</b>	2-5 seconds

### Recommended Hand-Solder Parameters:

Solder Iron Temperature: 350° C +/- 5° C  
 Heating Time: 5 seconds max.

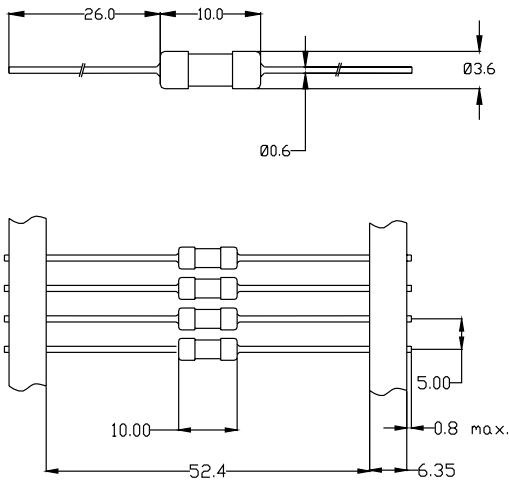
**Note: These devices are not recommended for IR or Convection Reflow process.**

### Product Characteristics

<b>Materials</b>	Body: Ceramic Cap: Nickel Plated Brass Tin Plated Copper
<b>Terminal Strength</b>	MIL-STD-202F Method 211A, Test Condition A
<b>Solderability</b>	Reference IEC 60127 Second Edition 2003-01 Annex A
<b>Product Marketing</b>	Body: Brand Logo, Current Rating Characteristic "F"; Agency approval marks
<b>Packaging</b>	Bulk (1000 pcs/pkg) Tape & Reel (1000 pcs/reel)

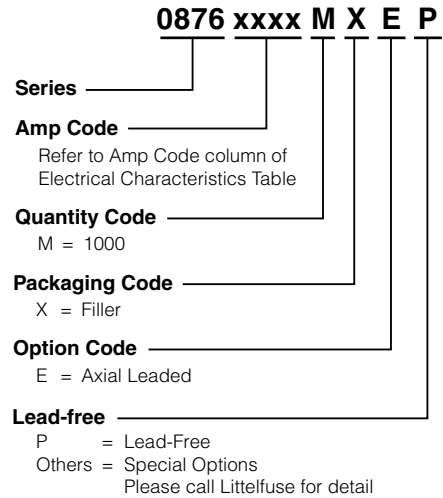
<b>Operating Temperature</b>	-55°C to 125°C
<b>Thermal Shock</b>	MIL-STD-202F, Method 107G Test Condition B3 (5 cycles -65°C to +125°C)
<b>Vibration</b>	MIL-STD-202F, Method 201A (10-55 Hz)
<b>Humidity</b>	MIL-STD-202, Method 106, High Humidity (90-98%RH), Heat (65°C)
<b>Salt Spray</b>	MIL-STD-202F, Method 101D, Test Condition B

### Dimensions



All dimensions in mm

### Part Numbering System



### Packaging

Packaging Option	Packaging Specification	Quantity	Quantity & Packaging Code	Taping Width
<b>876 Series</b>				
Bulk	Bulk	1000	MXE	N/A
Tape and Reel	EIA 296	1000	MRET1	T1 = 52mm ( 2.062")