

Specifications

Voltage Rating: 150V AC
 Current Rating: 1.0A
 Operating Temperature Range: -40°C to +105°C
 Withstanding Voltage: 500V for 1 minute
 Insulation Resistance: 1,000MΩ min. at 500V DC


Materials and Finish

Housing: PBT, UL 94V-0 listed
 Terminals: Phosphor Bronze
 Contact Plating: Tin plated



Features

⇨ Pin count from 8 to 60



Part Number (Details)

ZP1 - ** - T

Series No.

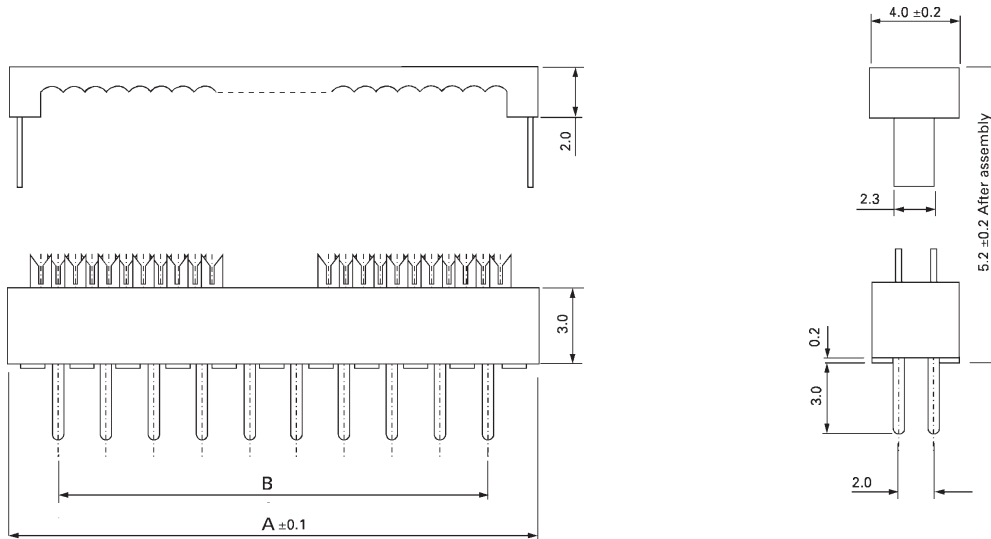
No. of Contact Pins
(10 to 50)

Plating:
T = Tin

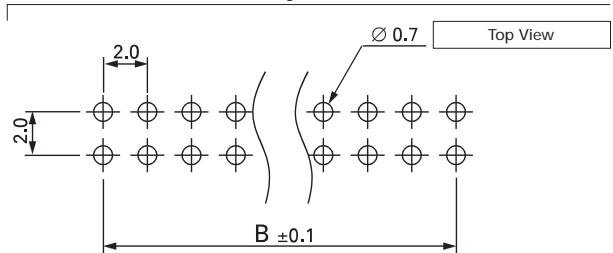
Applicable Cables

AWG 28 stranded wire, 1.00mm pitch
(e.g. DK**-1.0*)

Outline Connector Dimensions



Recommended PCB Layout



Dimensional Information

| Part Number | Dim. A | Dim. B |
|-------------|--------|--------|
| ZP1-08-T | 12.16 | 8.0 |
| ZP1-10-T | 14.16 | 8.0 |
| ZP1-12-T | 16.16 | 10.0 |
| ZP1-14-T | 18.16 | 12.0 |
| ZP1-16-T | 20.16 | 14.0 |
| ZP1-18-T | 22.16 | 16.0 |
| ZP1-20-T | 24.16 | 18.0 |
| ZP1-22-T | 26.16 | 20.0 |
| ZP1-24-T | 28.16 | 22.0 |
| ZP1-26-T | 30.16 | 24.0 |
| ZP1-28-T | 32.16 | 26.0 |

| Part Number | Dim. A | Dim. B |
|-------------|--------|--------|
| ZP1-30-T | 34.16 | 28.0 |
| ZP1-32-T | 36.16 | 30.0 |
| ZP1-34-T | 38.16 | 32.0 |
| ZP1-36-T | 40.16 | 34.0 |
| ZP1-40-T | 44.16 | 38.0 |
| ZP1-44-T | 48.16 | 42.0 |
| ZP1-50-T | 54.16 | 48.0 |
| ZP1-54-T | 58.16 | 52.0 |
| ZP1-56-T | 60.16 | 54.0 |
| ZP1-60-T | 64.16 | 58.0 |