


UMTSD0808

**Type UMTS IEC 127-4, 250V UMF** **RoHS 6 Compliant**  
**Square Ceramic Surface Mount Time Lag Fuse**



**Electrical Characteristics IEC 60127-4**

Testing current	Blow Time	
	Minimum	Maximum
125%	1 Hr.	N/A
200%	N/A	2 Min
1000%	0.01 Sec	0.1 Sec

**Approvals IEC60127-4**



Safety Agency Approvals	Amp range / volt @ I.R. ability
Listed File No. E315341	100mA- 6.3A / 250V @150A AC and 350V @100A AC
Certified File No. 50345	6.3A / 250V @150A AC and 350V @100A AC Other ratings - available soon

**RoHS 6 Compliant Product**

RoHS Reflow Compatible reference: 240°C, 30 sec max

**Environmental Specifications**

**Solder Process Window**

IR Reflow: 240°C, 30 sec max  
(Not Recommended For Wave Solder / Direct Immersion)

**Shock Resistance**

MIL-STD-202G, Method 213B, Test Condition I  
(100 G's peak for 6 milliseconds ; Sawtooth Waveform).

**Vibration Resistance**

MIL-STD-202G, Method 201A  
(10-55 Hz, 0.06 inch, total excursion).

**Salt Spray Resistance**

MIL-STD-202G, Method 101E, Test condition B (48 hrs).

**Insulation Resistance**

IEC 60127-4, 0.1Mohms minimum @500VDC (After Opening)

**Solderability**

IEC 60127-4

**Soldering Heat Resistance**

MIL-STD-202G, Method 210F, Test Condition J (235°C, 30 sec)

**Thermal Shock Resistance**

MIL-STD-202G, Method 107G, Test Condition B  
(-65°C to +125°C).

**Operating Temperature**

-55°C to +125°C

Catalog Number	Ampere Rating	Typical Cold Resistance (ohm)	Volt-drop @100% I <sub>n</sub> (Volt) max.	Melting I <sup>2</sup> T @10 I <sub>n</sub> (A <sup>2</sup> Sec)	Maximum Power Dissipation (W)
UMTS 100	100mA	3.50	0.500	0.040	0.07
UMTS 125	125mA	2.42	0.445	0.064	0.08
UMTS 160	160mA	1.68	0.396	0.102	0.09
UMTS 200	200mA	1.16	0.352	0.164	0.11
UMTS 250	250mA	0.803	0.314	0.262	0.12
UMTS 315	315mA	0.555	0.279	0.419	0.14
UMTS 400	400mA	0.384	0.248	0.671	0.16
UMTS 500	500mA	0.266	0.221	1.07	0.19
UMTS 630	630mA	0.184	0.197	1.72	0.21
UMTS 800	800mA	0.127	0.175	2.75	0.25
UMTS 1	1A	0.088	0.156	4.40	0.28
UMTS 1.25	1.25A	0.061	0.139	7.04	0.33
UMTS 1.6	1.6A	0.059	0.110	5.60	0.37
UMTS 2	2A	0.045	0.108	9.24	0.43
UMTS 2.5	2.5A	0.035	0.106	15.2	0.50
UMTS 3.15	3.15A	0.027	0.104	25.2	0.57
UMTS 4	4A	0.021	0.101	41.5	0.66
UMTS 5	5A	0.016	0.099	68.5	0.75
UMTS 6.3	6.3A	0.012	0.097	113	0.87

Consult manufacturer for other ratings

**Physical Specifications**

**Materials**

Ceramic body / Brass Caps , gold plated with nickel undercoating

**Marking**

On fuse:  
"bel", "T", "Current Rating", "L", "250V", "M".

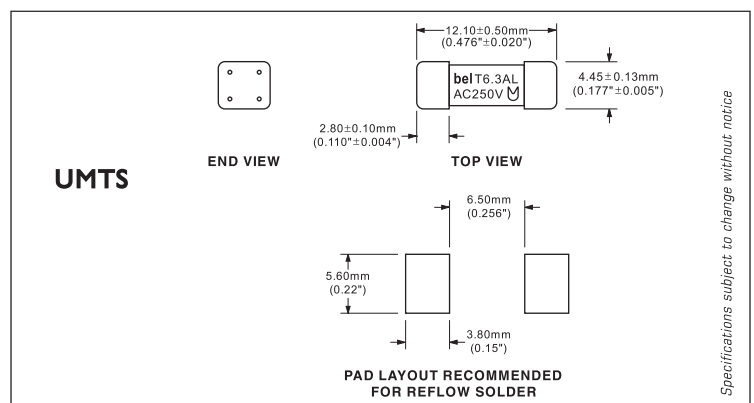
**Label on reel :**

"bel", "UMTS", "Current Rating", "Voltage Rating", "Interrupting Rating",  
"Appropriate Safety Logos" and , (China RoHS compliant)

**Packaging**

1,500 fuses in 13 inch dia. reel, 24mm wide tape, per EIA Standard 481.  
(equivalent IEC-286 part 3)

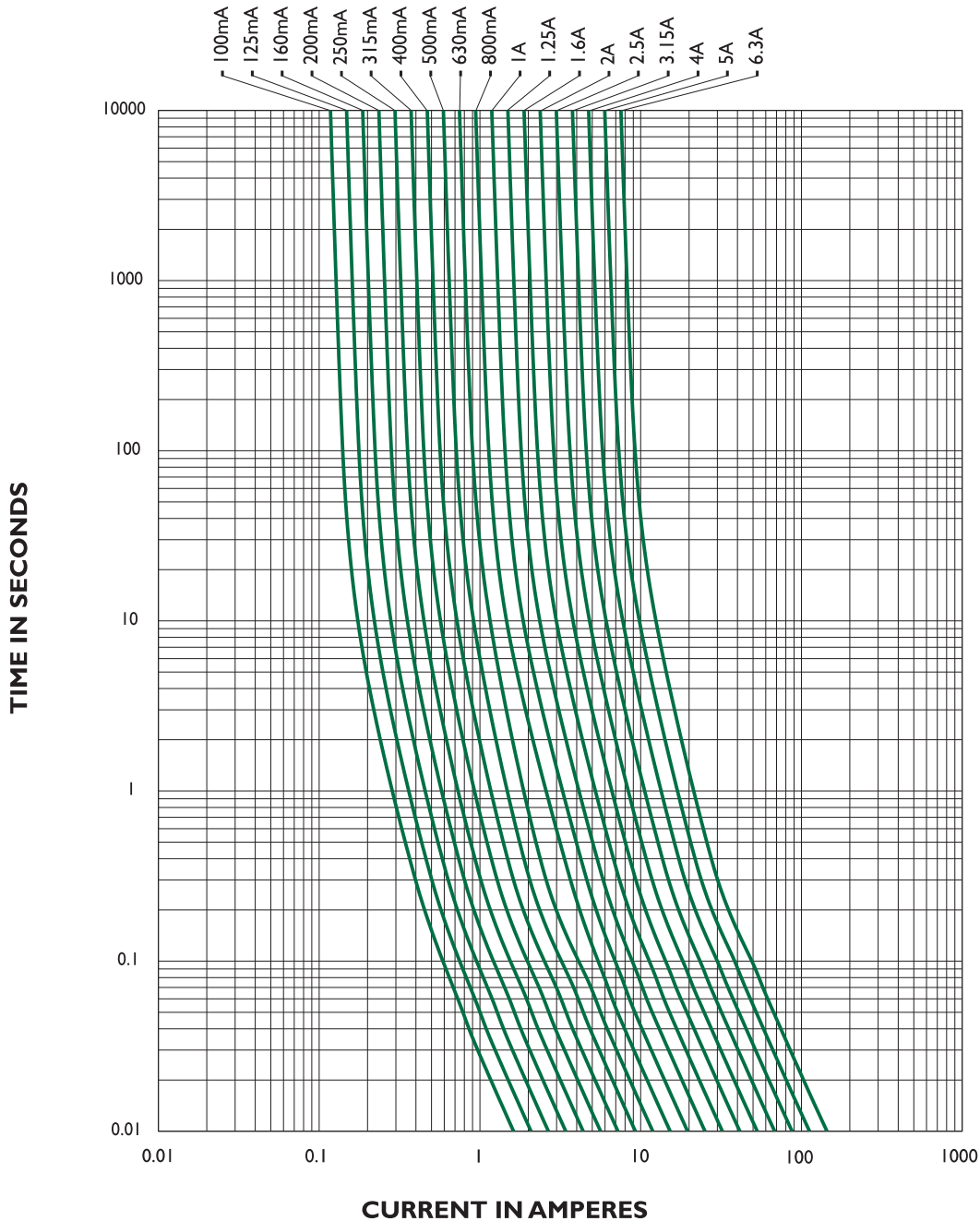
**Mechanical Dimensions**



Specifications subject to change without notice

ORDERING INFORMATION SEE LAST 2 PAGES

**UMTS - TIME CURRENT CHARACTERISTIC CURVE**



Specifications subject to change without notice

NOTE - see important information under "User Guide" on P.08

**Corporate Office**  
**Bel Fuse Inc.**  
 206 Van Vorst Street, Jersey City, NJ 07302  
 Tel: 201-432-0463  
 Fax: 201-432-9542  
 E-Mail: [belfuse@belfuse.com](mailto:belfuse@belfuse.com)  
 Website: [www.belfuse.com](http://www.belfuse.com)

**Far East Office**  
**Bel Fuse Ltd.**  
 8F/8 Luk Hop Street  
 San Po Kong  
 Kowloon, Hong Kong  
 Tel: 852-2328-5515  
 Fax: 852-2352-3706

**European Office**  
**Bel Fuse Europe Ltd.**  
 Preston Technology Management Centre  
 Marsh Lane, Preston PR1 8UG  
 Lancashire, U.K  
 Tel: 44-1772-556601  
 Fax: 44-1772-888366