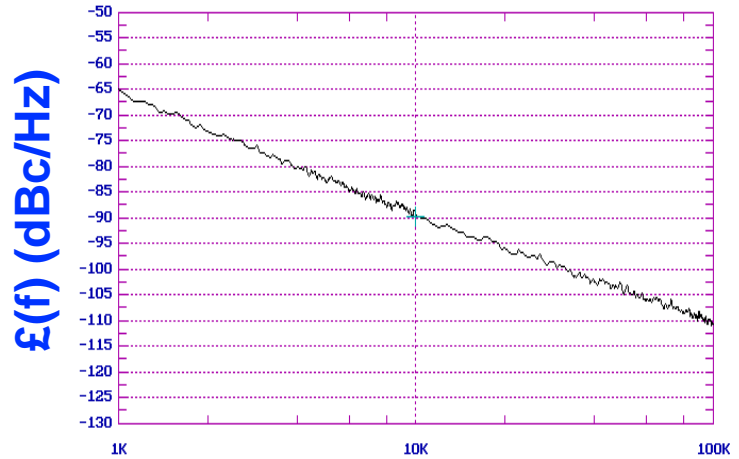




**PHASE NOISE (1 Hz BW, typical)**



**FEATURES**

- Frequency Range: 3010 - 3340 MHz
- Tuning Voltage: 1.5-15 Vdc
- MINI-14H-L - Style Package

**APPLICATIONS**

- Direct Broadcast
- Satellite Up/Down Conversion
- Microwave Links

**OFFSET (Hz)**

**PERFORMANCE SPECIFICATIONS**

	VALUE	UNITS
Oscillation Frequency Range	3010 - 3340	MHz
Phase Noise @ 10 kHz offset (1 Hz BW, typ.)	-90	dBc/Hz
Harmonic Suppression (2nd, typ.)	-20	dBc
Tuning Voltage	1.5-15	Vdc
Tuning Sensitivity (avg.)	40	MHz/V
Power Output	0.5±3.5	dBm
Load Impedance	50	Ω
Input Capacitance (max.)	25	pF
Pushing	<3	MHz/V
Pulling (14 dB Return Loss, Any Phase)	<9.5	MHz
Operating Temperature Range	-40 to 85	°C
Package Style	MINI-14H-L	

**POWER SUPPLY REQUIREMENTS**

Supply Voltage (Vcc, nom.)	8.5	Vdc
Supply Current (Icc, typ.)	25	mA

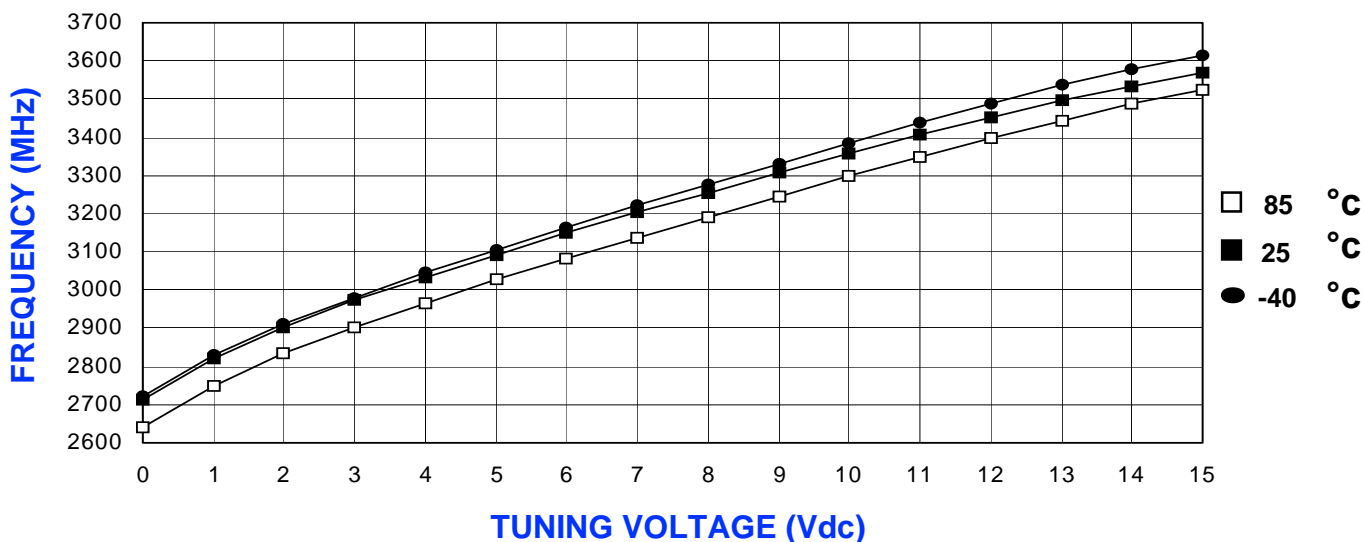
All specifications are typical unless otherwise noted and subject to change without notice.

**APPLICATION NOTES**

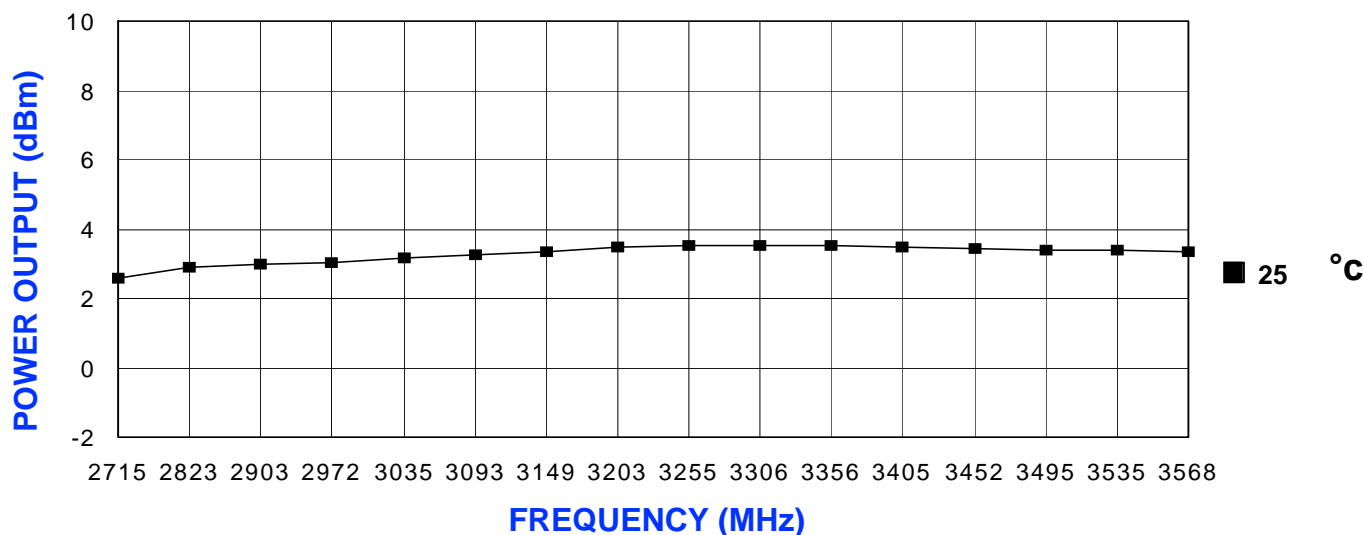
- AN-100/1 : Mounting and Grounding of VCOs
- AN-102 : Proper Output Loading of VCOs
- AN-107 : How to Solder Z-COMM VCOs

**NOTES:**

**TUNING CURVE, typ.**



**POWER CURVE, typ.**



**PHYSICAL DIMENSIONS**

