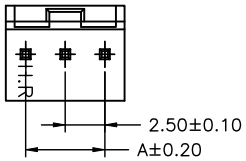
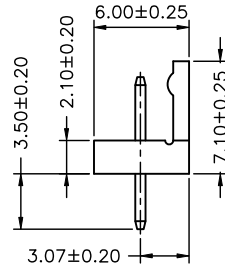
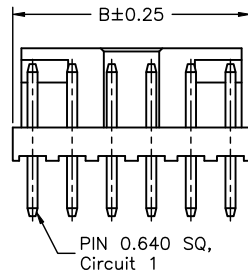
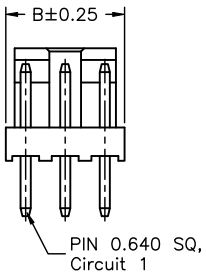
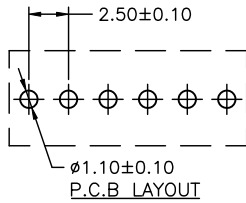
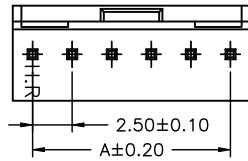




02P,03P



04P~06P



P/N LEGEND

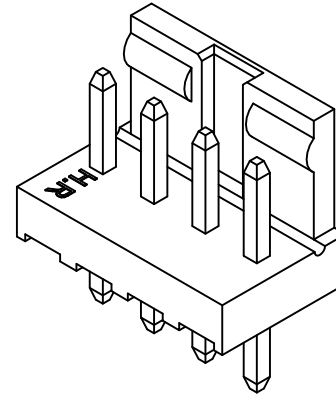
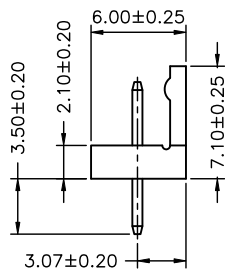
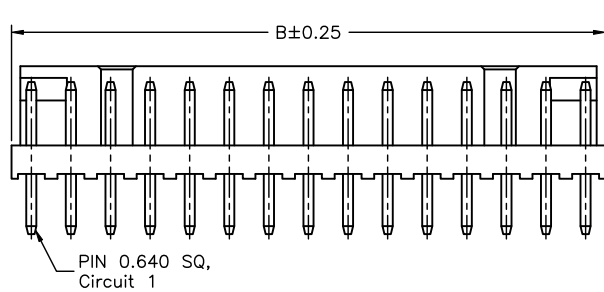
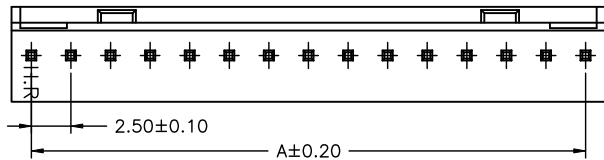
- A2500 WV-XP N 0 X T1 N 00 G
① ② ③ ④ ⑤ ⑥ ⑦ ⑧ ⑨ ⑩
- ① Series No.
 - ② Connector type: WV=Vertical
 - ③ No. of circuits
 - ④ N=Halogen Free
 - ⑤ Material: 0=Nylon 66-V0
 - ⑥ Color: W=White; B=Black
 - ⑦ Plating code for contacts: T1=Tin-plated
 - ⑧ Plating code: N=Non-plating
 - ⑨ Option code: 00=Standard
 - ⑩ Packing code: G=Bag

SPECIFICATIONS

Current Rating: 3A AC,DC
Voltage Rating: 500V AC,DC
Temperature Range: -25°C ~ +85°C
Contact Resistance: 20mΩ Max
Insulation Resistance: 100MΩ Min
Withstanding Voltage: 1500V AC/minute
Pin Material: Brass/Tin-plated

Circuit No.	Dimensions	
	A	B
02P	2.50	5.00
03P	5.00	7.50
04P	7.50	10.00
05P	10.00	7.50
06P	12.50	15.00
07P	15.00	17.50
08P	17.50	20.00
09P	20.00	22.50
10P	22.50	25.00
11P	25.00	27.50
12P	27.50	30.00
13P	30.00	32.50
14P	32.50	35.00
15P	35.00	37.50

07P~15P



				UNIT	SCALE	SHEET	TITLE:
				mm	1 : 1	1 of 1	
DRAWN BY		APPROVED BY		2.50mm PITCH 180° WAFER			
侯飛飛		董正一					
2019.03.20		2019.03.20					
GENERAL TOLERANCE							
X. X±0.25		ANGLE±		DRAW NO. : A2500WV-XPXXXXXXX			
X. XX±0.15		▽					
X. XXX±0.05		◎		REV. A0			
A0	NEW RELEASE	2019.03.20	周傑亮				
REV.	DESCRIPTION	DATE	NAME				