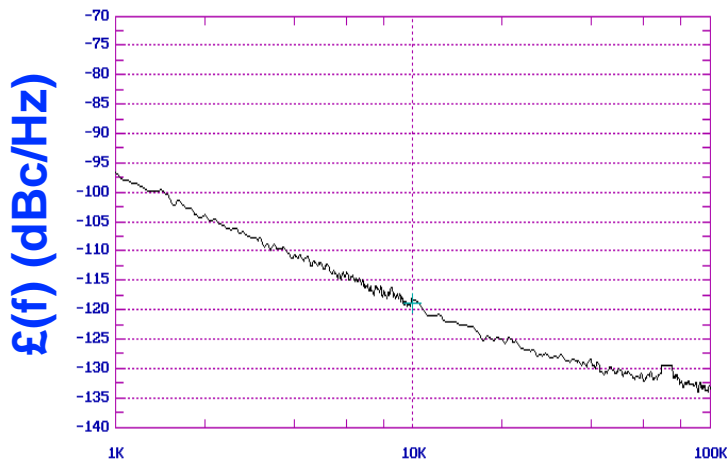




PHASE NOISE (1 Hz BW, typical)



FEATURES

- Frequency Range: 45 - 77 MHz
- Tuning Voltage: 1-10 Vdc
- MINI-14S - Style Package

APPLICATIONS

- RF Modems
- Test Instrumentation
- Earthstations

OFFSET (Hz)

PERFORMANCE SPECIFICATIONS

	VALUE	UNITS
Oscillation Frequency Range	45 - 77	MHz
Phase Noise @ 10 kHz offset (1 Hz BW, typ.)	-116	dBc/Hz
Harmonic Suppression (2nd, typ.)	-4	dBc
Tuning Voltage	1-10	Vdc
Tuning Sensitivity (avg.)	4	MHz/V
Power Output	5.5±4	dBm
Load Impedance	50	Ω
Input Capacitance (max.)	500	pF
Pushing	<1	MHz/V
Pulling (14 dB Return Loss, Any Phase)	<1	MHz
Operating Temperature Range	-40 to 85	°C
Package Style	MINI-14S	

POWER SUPPLY REQUIREMENTS

Supply Voltage (Vcc, nom.)	5	Vdc
Supply Current (Icc, typ.)	21	mA

All specifications are typical unless otherwise noted and subject to change without notice.

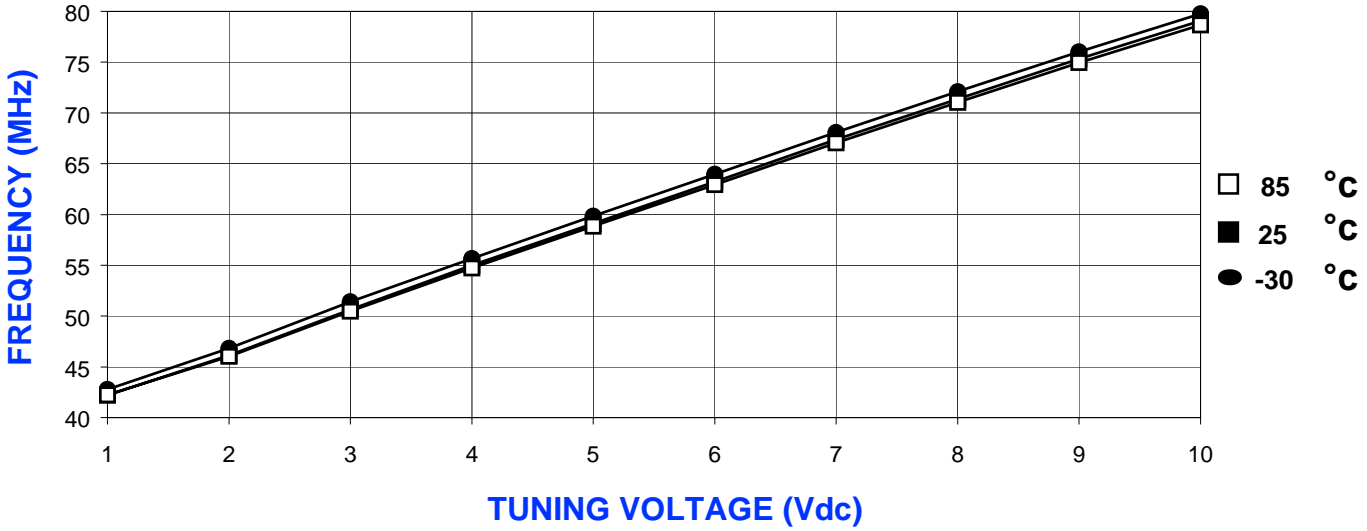
APPLICATION NOTES

- AN-100/1 : Mounting and Grounding of VCOs
- AN-102 : Proper Output Loading of VCOs
- AN-107 : How to Solder Z-COMM VCOs

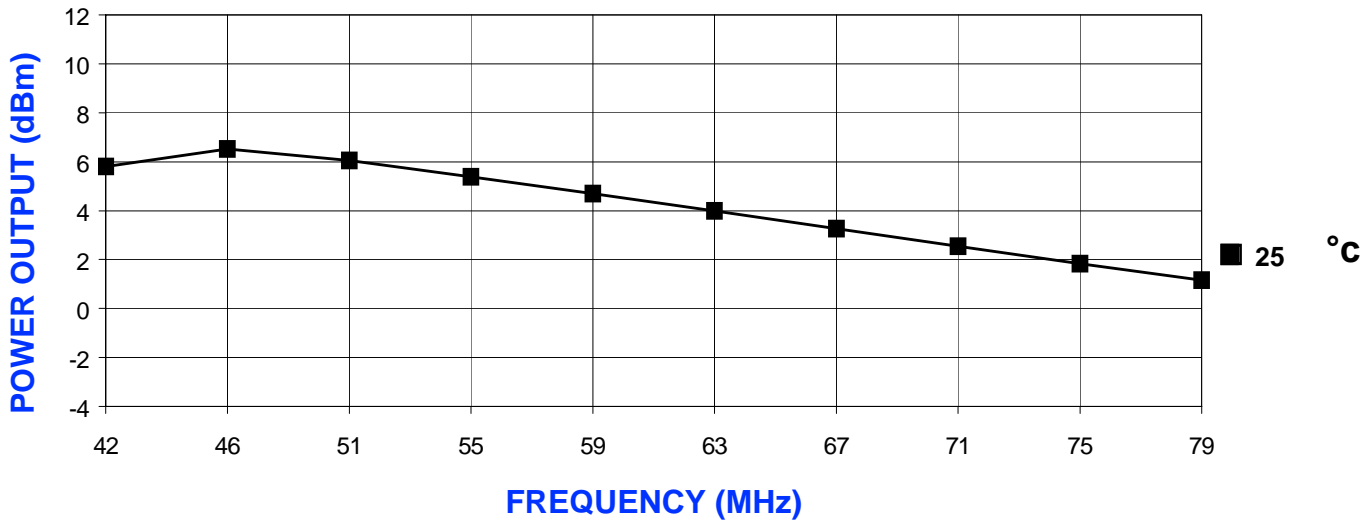
NOTES:

This VCO is not guaranteed to oscillate when the tuning voltage is below 1 volt.

TUNING CURVE, typ.



POWER CURVE, typ.



PHYSICAL DIMENSIONS

