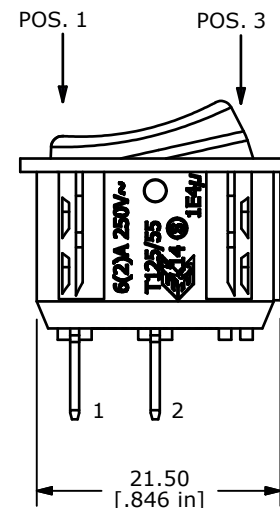
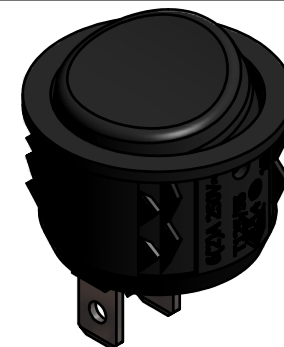
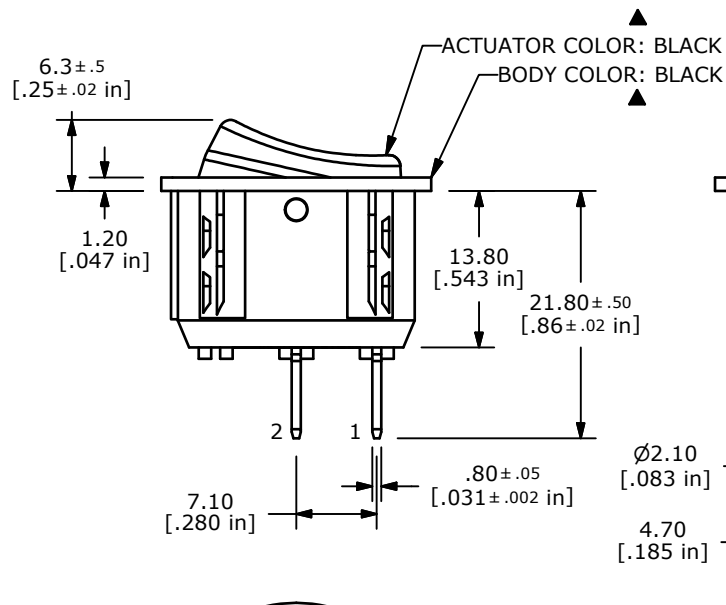
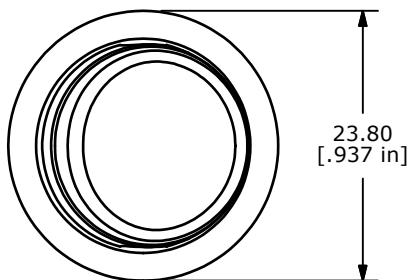
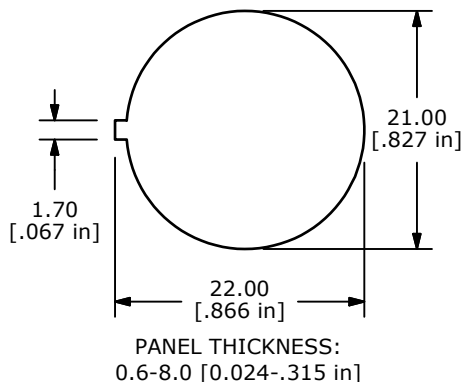
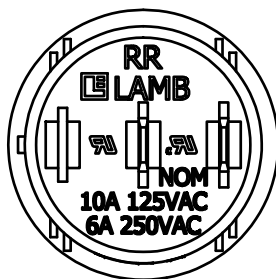


SUGGESTED PANEL CUTOUT



NOTE:

1. DIMENSIONS IN MM [INCH]
2. GENERAL TOLERANCE: X.X = ± 0.4
X.XX = ± 0.25
3. TERMINAL NUMBERS FOR REF ONLY
- ▲ 4. CONTACT RATING: 10A @ 125VAC (UL, cUL)
6A @ 250VAC (UL, cUL)
6A @ 250VAC, 1E4 T85 [SEMKO, ENEC]
5. CONTACT RESISTANCE: 35mΩ MAX. @ 50VAC
6. INSULATION RESISTANCE: 100MΩ MIN. @ 500VAC
7. DIELECTRIC STRENGTH: 1,500VAC FOR 1 MINUTE
8. ELECTRICAL LIFE: 10,000 CYCLES
9. OPERATING TEMPERATURE: -20°C TO 105°C [UL, cUL]
-20°C TO 125°C [ENEC, SEMKO]
10. ▲ DENOTES CRITICAL PARAMETER
11. 2011/65/EU (ROHS) COMPLIANT



SWITCH FUNCTION	
POS. 1	POS. 3
OFF	ON
OPEN	1-2



A	21714	INITIAL RELEASE	11/11/14	rc
REV	PCR NO	DESCRIPTION	DATE	BY

TITLE RRG8131100				
SCALE	DATE	DR	DWG	REV
1.5:1	11/11/2014	rc	38-RRG8131100	A

THE INFORMATION CONTAINED IN THIS DOCUMENT IS PROPRIETARY TO E-SWITCH AND IS NOT TO BE COPIED OR TRANSFERRED