

Coaxial Low Pass Filter

NEW!
VLF-2250

DC to 2250 MHz


Maximum Ratings

Operating Temperature	-55°C to 100°C
Storage Temperature	-55°C to 100°C
RF Power Input	10*W max. at 25°C
DC Current Input to Output	0.5A max. at 25°C

*Passband rating, derate linearly to 3.5W at 100°C ambient.

Features

- low cost
- small size
- 7 sections
- temperature stable
- patent pending



CASE STYLE: FF704
PRICE: \$19.95 ea. QTY (10-24)

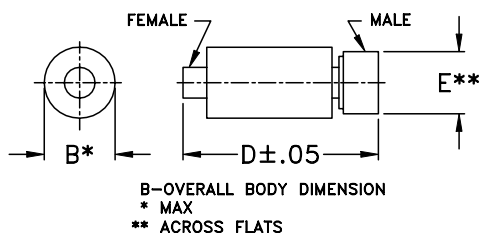
Applications

- harmonic rejection
- transmitters/receivers
- lab use

Low Pass Filter Electrical Specifications (T_{AMB}=25°C)

MODEL NO.	PASSBAND (MHz) (loss < 1 dB) Max.	f _{co} , MHz Nom. (loss 3 dB) Typ.	STOP BAND (MHz) (loss, dB)			VSWR (:1)		NO. OF SECTIONS
			f 20 Min.	30 Typ.	fr 20 Typ.	Stopband Typ.	Passband Typ.	
VLF-2250	DC-2250	2575	2850	2950-5000	7200	20	1.2	7

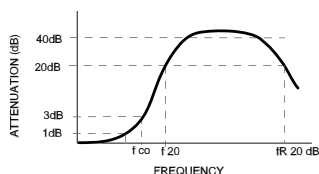
Outline Drawing



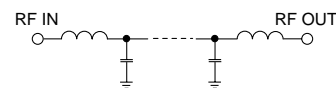
Outline Dimensions (inch/mm)

B	D	E	wt.
.410	1.43	.312	grams
10.41	36.32	7.92	10.0

typical frequency response



schematic



Typical Performance Data at 25°C

Frequency (MHz)	Insertion Loss (dB)	VSWR (:1)
50.00	0.06	1.01
500.00	0.11	1.02
1000.00	0.15	1.05
1500.00	0.33	1.07
2000.00	0.51	1.06
2250.00	0.82	1.20
2575.00	2.84	2.10
2850.00	24.55	7.08
3800.00	48.40	32.18
4250.00	37.39	34.07
5000.00	33.16	36.97
6500.00	37.38	30.49
7200.00	30.64	39.49
8000.00	7.60	9.69
9000.00	14.79	30.49

