
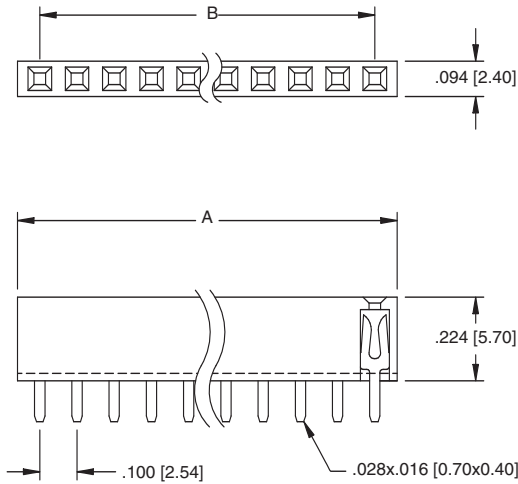


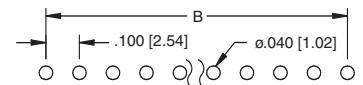
RS1L

Ordering Information pg. 301




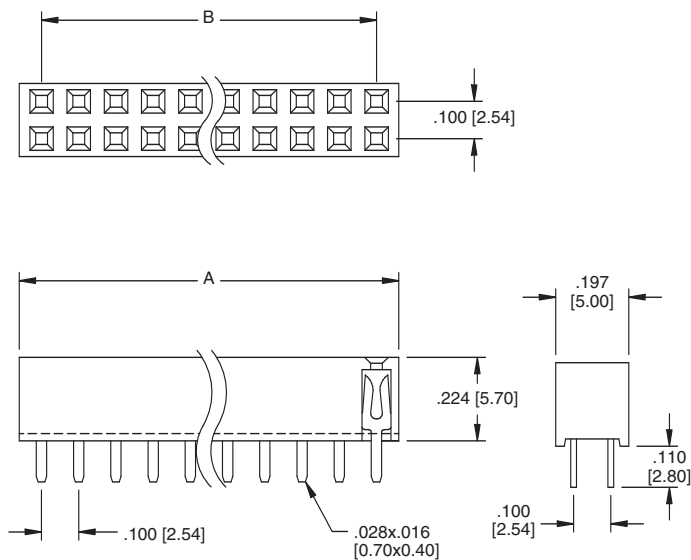
RS1L-10-G

A = .100 [2.54] X No. of Positions
B = .100 [2.54] X No. of Spaces



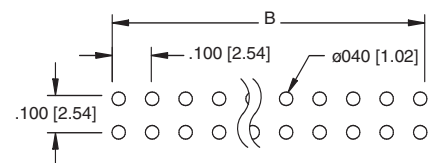
Recommended PCB Layout

RS2L



RS2L-20-G

A = .100 [2.54] X No. of Positions per row
B = .100 [2.54] X No. of Spaces



Recommended PCB Layout