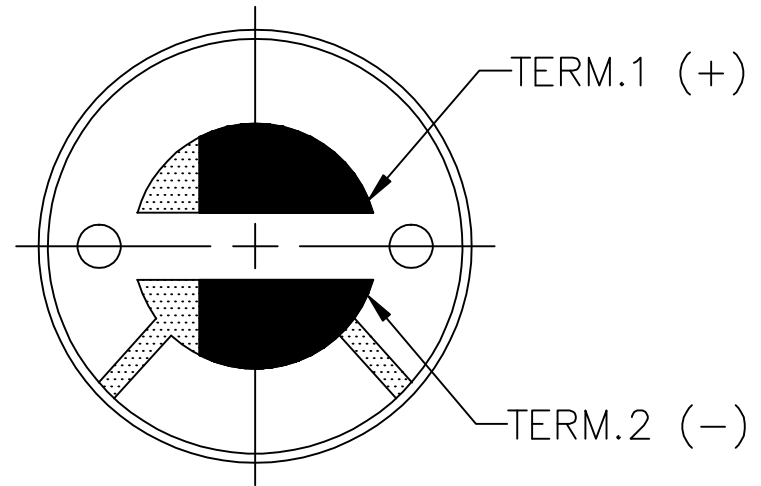
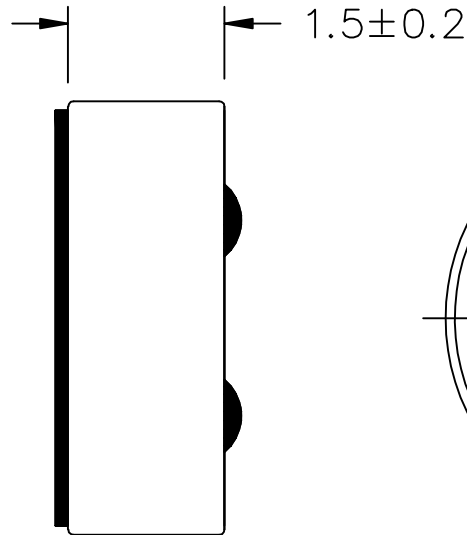
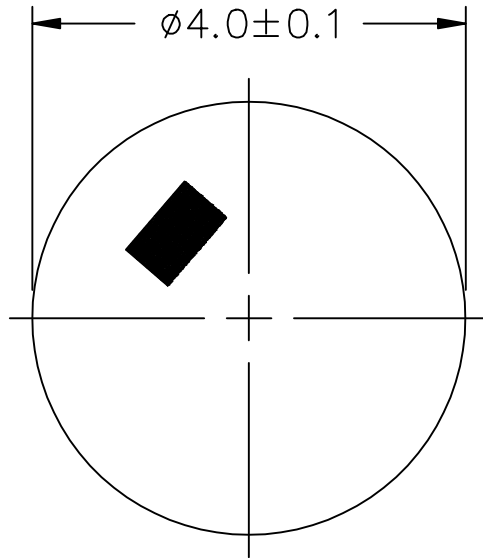


THIS DOCUMENT CONTAINS DATA PROPRIETARY TO PROJECTS UNLIMITED, INC. ANY USE OR REPRODUCTION, IN ANY FORM, WITHOUT PRIOR WRITTEN PERMISSION OF PROJECTS UNLIMITED, INC. IS PROHIBITED.
 ©2005, Projects Unlimited Inc.

SPECIFICATIONS

PARAMETERS	VALUES	UNITS
DIRECTIVITY	OMNI	-
SENSITIVITY	-45±3	dB
STANDARD OPERATING VOLTAGE	2.0	Vdc
MAX OPERATING VOLTAGE	10.0	Vdc
CURRENT CONSUMPTION (MAX)	0.5	mA
IMPEDANCE	2.2	KOhm
SIGNAL TO NOISE RATIO (MIN.)	60	dB
TERMINAL	SOLDER PADS	-
INTERNAL CAPACITOR	N/A	pF


REVISIONS			
LTR	DESCRIPTION	DATE	APPROVED
-	RELEASED FROM ENGINEERING	1/24/06	
A	ADDED TERMINAL POLARITY	2/5/07	D.F.



NOTES:

1. ALL DIMENSIONS ARE IN MILLIMETERS.
2. SPECIFICATION SUBJECT TO CHANGE OR WITHDRAWAL WITHOUT NOTICE.
3. THIS PART IS RoHS 2002/95/EC COMPLIANT.

FILE NAME
TOM-1545L-R.DWG

UNLESS OTHERWISE SPECIFIED: DIMENSIONS ARE IN MILLIMETERS, TOLERANCES ARE ±0.5 AND ANGLES ARE ±3°.		 projects® unlimited Dayton, Ohio									
<table border="1"> <thead> <tr> <th>APPROVALS</th> <th>DATE</th> </tr> </thead> <tbody> <tr> <td>DRAWN <i>J.A.F.</i></td> <td>01/06</td> </tr> <tr> <td>CHECKED <i>B.R.</i></td> <td>01/06</td> </tr> <tr> <td>APPROVED <i>E.P.</i></td> <td>01/06</td> </tr> </tbody> </table>		APPROVALS	DATE	DRAWN <i>J.A.F.</i>	01/06	CHECKED <i>B.R.</i>	01/06	APPROVED <i>E.P.</i>	01/06	MICROPHONE	
APPROVALS	DATE										
DRAWN <i>J.A.F.</i>	01/06										
CHECKED <i>B.R.</i>	01/06										
APPROVED <i>E.P.</i>	01/06										
<table border="1"> <thead> <tr> <th>SIZE</th> <th>DRAWING NO.</th> </tr> </thead> <tbody> <tr> <td>A</td> <td>TOM-1545L-R</td> </tr> </tbody> </table>		SIZE	DRAWING NO.	A	TOM-1545L-R						
SIZE	DRAWING NO.										
A	TOM-1545L-R										
DO NOT SCALE DRAWING		SCALE: N.T.S.	SHEET 1 OF 1								