



Data Sheet



Product Category: IF SAW Filter

Part Number	Package	Application	Last Modified
820-IF82.5M-BA	20.2 x 12.6mm	Base Station & Repeater	Apr 18, 2007

TYPE :

82.5 MHz Bandpass Filter
18.3 MHz Bandwidth

PART NUMBER :

820-IF82.5M-BA

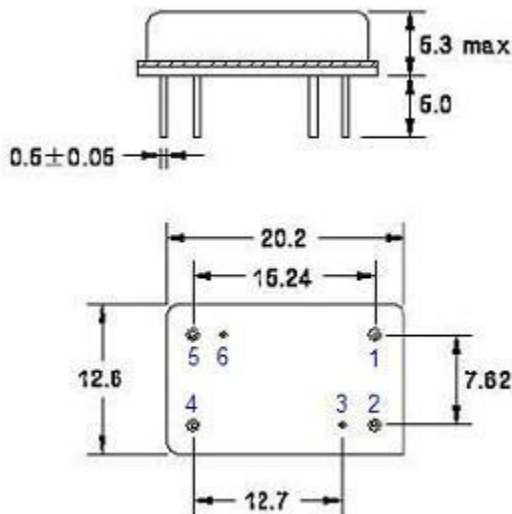


OPERATING CONDITIONS / ELECTRICAL CHARACTERISTICS

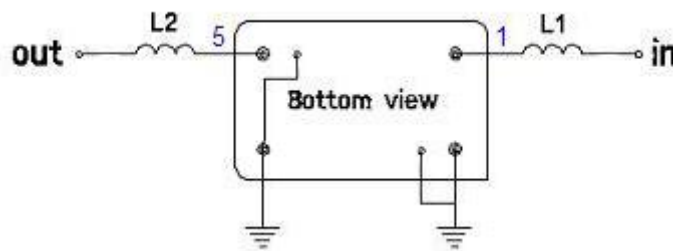
PARAMETERS	Minimum	Typical	Maximum	Units
Center Frequency (Fo)	-	82.5	-	MHz
Insertion Loss at Fo	-	24.2	26.0	dB
Source Impedance (single ended)*	-	50	-	ohm
Load Impedance (single ended)*	-	50	-	ohm
Bandwidth at -1.0 dB	17.9	18.0	-	MHz
Bandwidth at -3.0 dB	18.3	18.4	-	MHz
Bandwidth at -35.0 dB	-	19.8	19.9	MHz
Bandwidth at -40.0 dB	-	19.9	20.0	MHz
Amplitude Ripple	-	0.5	1.0	dBp-p
Ultimate Rejection	50	55	-	dB
Group Delay Variation	-	30	60	nsec
Absolute Delay at Fo	-	2.2	-	µsec
Temperature Coefficient	-	-72	-	ppm/°C

*With Matching Network (Reference Testing Environment Circuit as shown) Modify Impedance Values as necessary.

PACKAGE OUTLINE (mm)

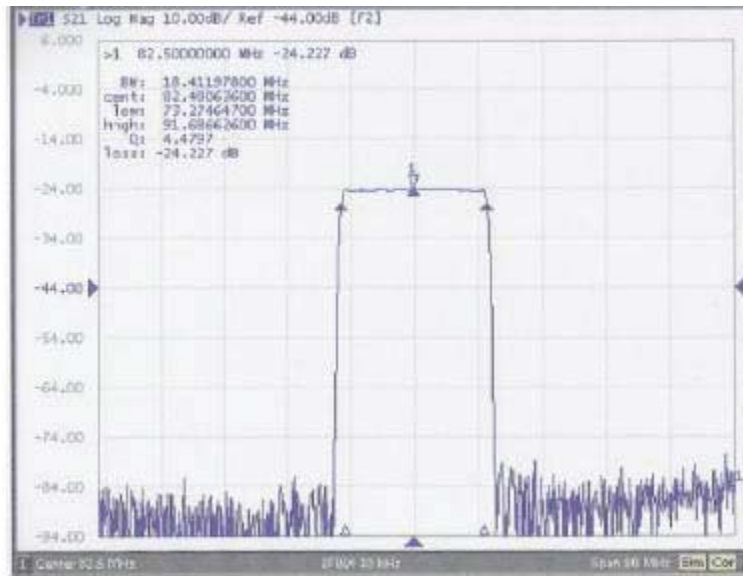


TEST FIXTURE



Test Fixture & Values	
Input	L1=22nH Q>40
Output	L2=33nH Q>40

FREQUENCY RESPONSE



Oscilent Corporation - CALL **949.252.0522**

Part No.: 820-IF82.5M-BA

18195 East McDermott Street, Building D, Irvine, CA 92614, USA
Fax: 949.252.0599, E-Mail: Sales@Oscilent.com