

PLEASE CHECK WWW.MOLEX.COM FOR LATEST PART INFORMATION

Part Number: [0510470200](#)
Status: **Active**
Overview: [picoblade](#)
Description: 1.25mm (.049") Pitch PicoBlade™ Wire-to-Wire Plug Housing, 2 Circuits

Documents:

[3D Model](#) [Product Specification PS-51021-009 \(PDF\)](#)
[Drawing \(PDF\)](#) [RoHS Certificate of Compliance \(PDF\)](#)

General

Product Family	Crimp Housings
Series	51047
MolexKits	Yes
Overview	picoblade
Product Name	PicoBlade™

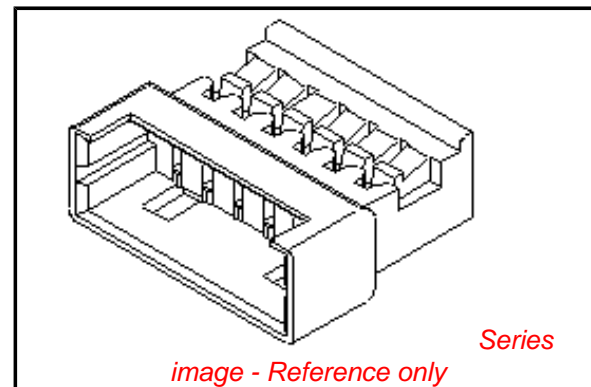
Physical

Circuits (maximum)	2
Color - Resin	Natural
Gender	Male
Glow-Wire Compliant	No
Lock to Mating Part	Yes
Material - Resin	Polyester
Number of Rows	1
Packaging Type	Bag
Panel Mount	No
Pitch - Mating Interface (in)	0.049 In
Pitch - Mating Interface (mm)	1.25 mm
Stackable	No
Temperature Range - Operating	-40°C to +85°C

Material Info

Reference - Drawing Numbers

Packaging Specification	SPK-51047-001
Product Specification	PS-51021-009, RPS-51021-033, RPS-51047-001
Sales Drawing	SD-51047-**00



EU RoHS

**ELV and RoHS
Compliant**
**REACH SVHC
Contains SVHC: No**
**Halogen-Free
Status**

China RoHS



**Need more information on product
environmental compliance?**

Email productcompliance@molex.com
 For a multiple part number RoHS Certificate of Compliance, [click here](#)

Please visit the [Contact Us](#) section for any non-product compliance questions.

Search Parts in this Series

[51047Series](#)

Mates With

[51021](#) housing

Use With

[50125](#) Crimp Terminal, [50133](#) Crimp Terminal

DWG. NO. SD-51047-***00

F

D

V

C

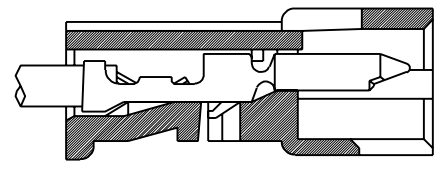
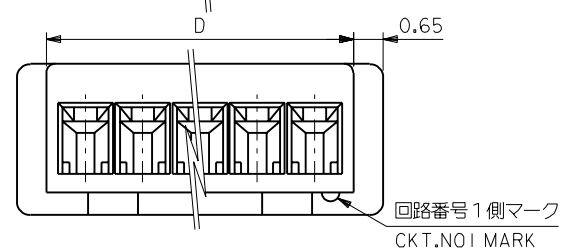
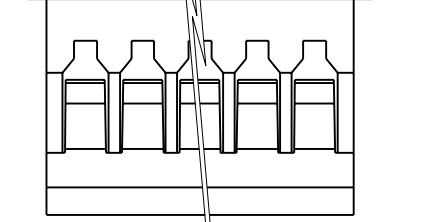
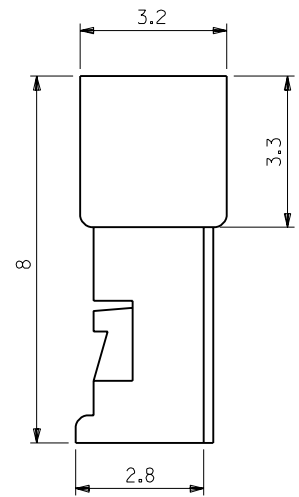
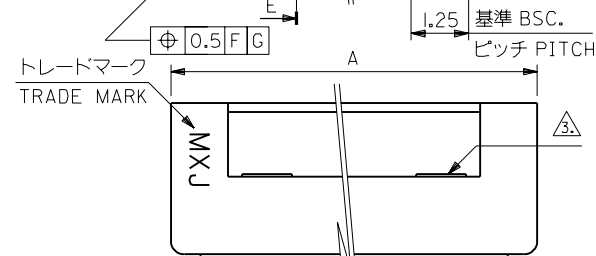
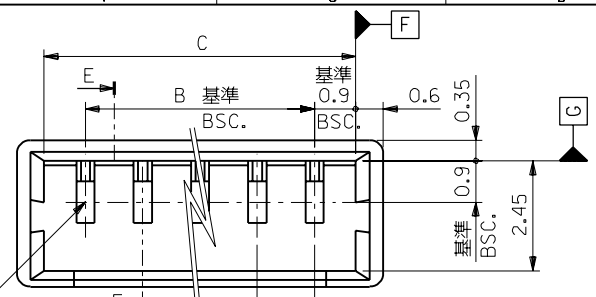
B

DO NOT SCALE DRAWING

EC NO. DRWN: CHK: APPR:	EC NO. DRWN: CHK: APPR:	EC NO. DRWN: CHK: APPR:	EC NO. DRWN: CHK: APPR:	REDRAWN EC NO. JC2000-0629 DRWN: K.KOHAMA 000/3/28 CHK: T.YAMAGUCHI 000/3/30 APPR: M.FUKUSHIMA 000/3/30
FINISH 仕上り	DESCRIPTION	WIRE RANGE 適用線径範囲	INS. RANGE 被覆外径	MATERIAL 材料 ポリエステル POLYESTER ,UL94V-0

SCALE 10:1	DESIGN UNITS <input checked="" type="checkbox"/> mm <input type="checkbox"/> INCH	THIRD ANGLE PROJECTION <input type="checkbox"/> mm <input type="checkbox"/> INCH <input checked="" type="checkbox"/> mm ONLY	SHT REV
10 UNDER 未満	+0.2	DRWN BY & DATE K.KOHAMA 000/3/28	REVISE ON CAD ONLY
10 OVER 以上 30 UNDER 未満	+0.25	CHECKED BY & DATE T.YAMAGUCHI 007/3/30	
30 OVER 以上	+0.3	APPROVED BY & DATE M.FUKUSHIMA 000/3/30	
ANGLE 角度	+3°	CAD FILENAME S51047.S10	

TITLE: 1.25 W/W CONN. PLG HSG.		MATERIAL NO. 51047-***00		DRAWING NO. SD-51047-***00		SHEET NO. 1	
MATERIAL NO. 51047-***00		DRAWING NO. SD-51047-***00		SHEET NO. 1		SIZE B	
THIS DRAWING CONTAINS INFORMATION THAT IS PROPRIETARY TO MOLEX INCORPORATED AND SHOULD NOT BE USED WITHOUT WRITTEN PERMISSION.							



断面E-E
SECT. E-E

注)
NOTE.

- △ 適合ターミナル: 50125-8*00, 50133-8*00
APPLICABLE TERMINAL: 50125-8*00, 50133-8*00
- 2. 嵌合相手: 51021-***00
MATE WITH: 51021-***00
- △ ロック窓は、2、3極は1ヶ、4極以上は2ヶとする。
LOCKING WINDOW: ONE PLACE FOR 2AND3CKT.
AND TWO PLACES FOR MORE THAN 4CKT.

12.95	14.25	13.05	11.25	51047-1000	10
11.7	13	11.8	10	-0900	9
10.45	11.75	10.55	8.75	-0800	8
9.2	10.5	9.3	7.5	-0700	7
7.95	9.25	8.05	6.25	-0600	6
6.7	8	6.8	5	-0500	5
5.45	6.75	5.55	3.75	-0400	4
4.2	5.5	4.3	2.5	-0300	3
2.95	4.25	3.05	1.25	51047-0200	2
D	A	C	B	ENG.NO.	極数 CKT.