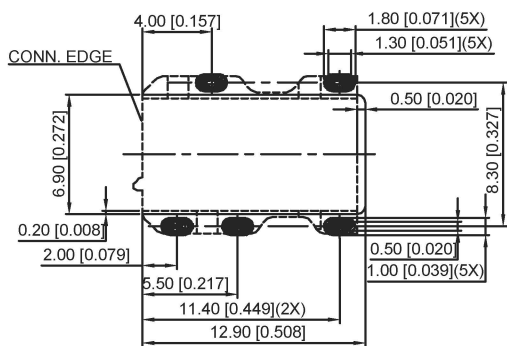
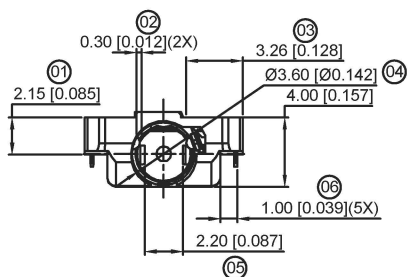
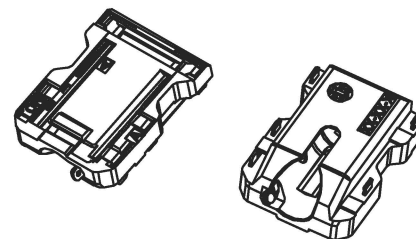
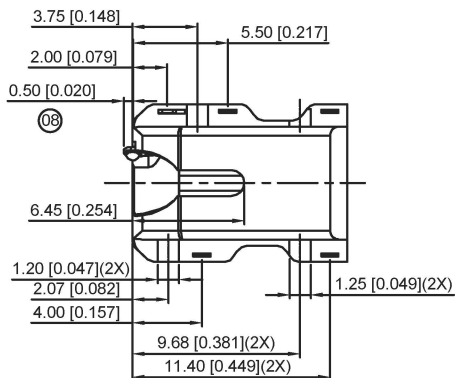
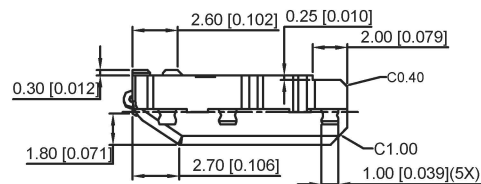
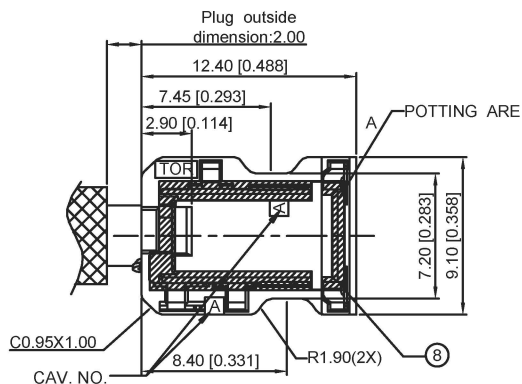


Ø3.50mm 4 POLE PLUG DETAIL DRAWING

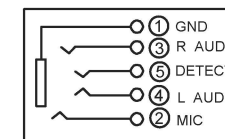
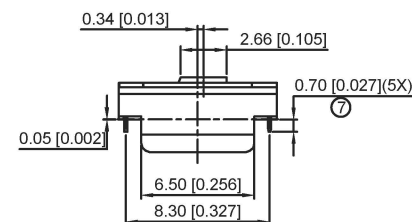


RECOMMENDED PCB LAYOUT (COMPONENT SIDE)

T=0.70mm, TOL:±0.05



3D VIEW



SCHEMATIC

NOTES:

- CONTACT CURRENT RATING: 1A;
- CONTACT RESISTANCE: 50 mΩ MAX;
- INSULATION RESISTANCE: 100MΩ MIN;
- DIELECTRIC WITHSTANDING: 500V AC MIN;
- DURABILITY: 10,000 CYCLES MIN;
- CONNECTOR MATING FORCES: 19.6N(2.00KgFMax);
- CONNECTOR UNMATING FORCES:
TEST BEFORE: 6.85~19.6N (0.70~2.00KgF);
TEST AFTER: 3.90~19.6N (0.40~2.00KgF);
- MARKED ⊗ DIMENSION SHOULD BE MEASURED BY FAI;
- MARKED ▼ DIMENSION SHOULD BE MEASURED BY QIP.

广东星坤科技股份有限公司

生	日期
效	

文件工程章

www.helloxkb.com www.helloxkb.com www.helloxkb.com

DSND	DATE	SCALE: N/A	MODEL TYPE: 3.5 PHONE JACK
DWN	DATE	VIEW:	PART NO.:
CHKD	DATE	UNIT: mm/in	DWG NO.: PJ-3026
APPD	DATE	SIZE: A4	WEIGHT SHEET REVISION 1.0g 1/1 A0
XKB INDUSTRIAL PRECISION CO., LIMITED			