

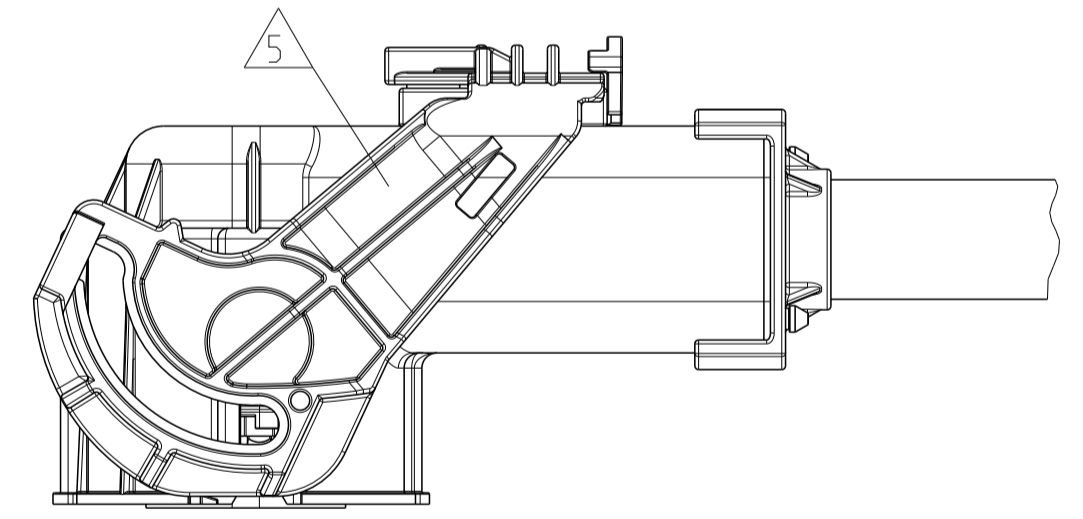
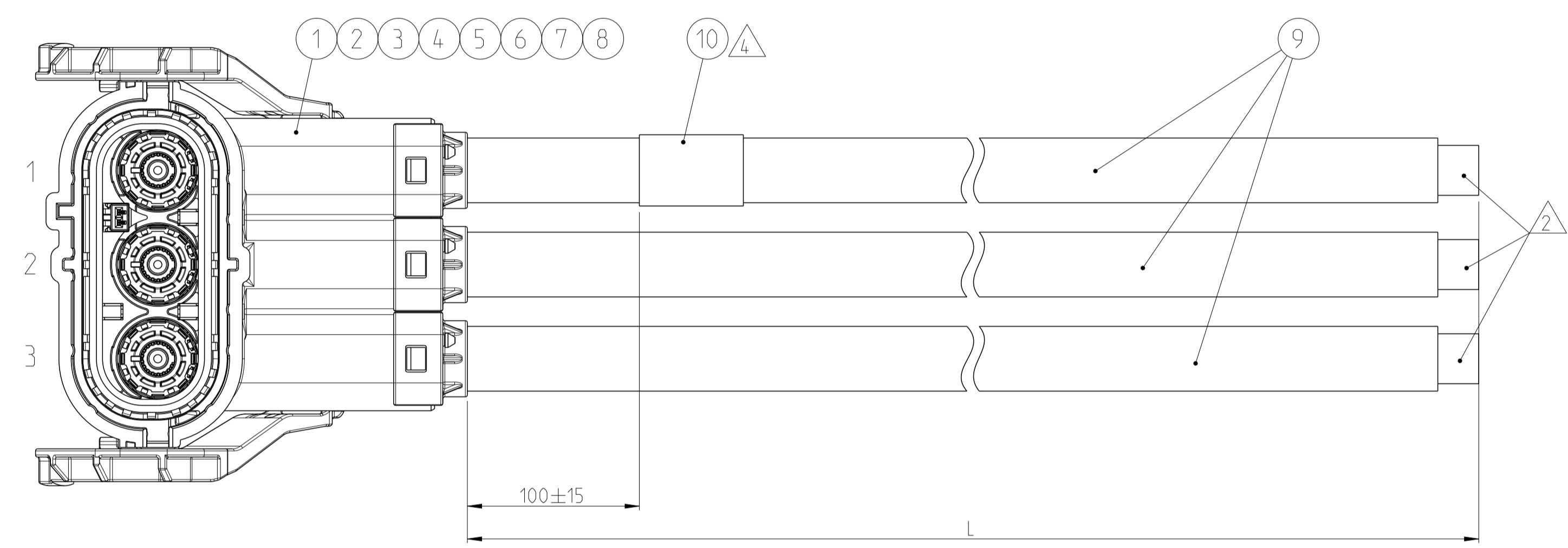
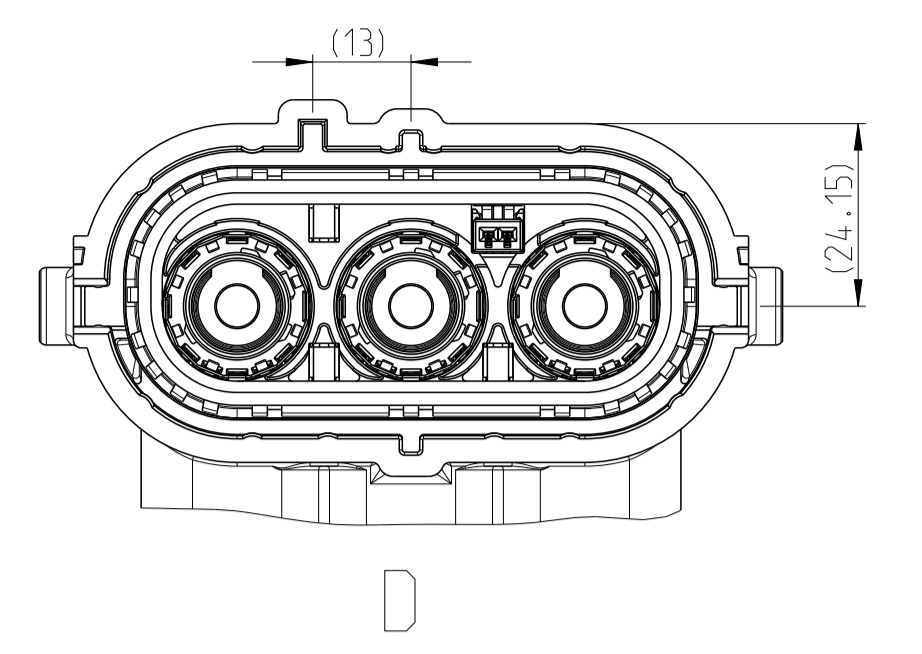
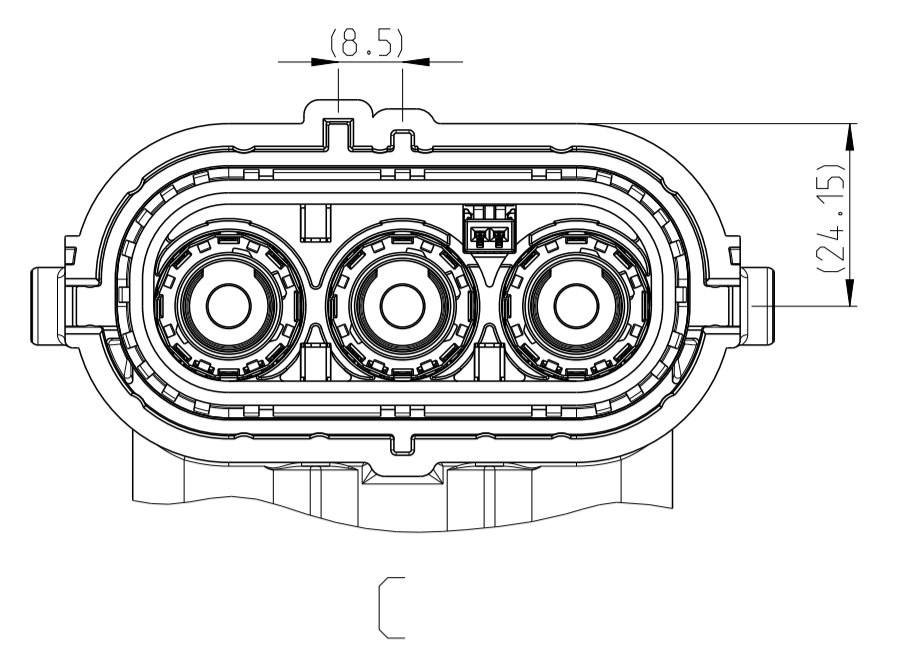
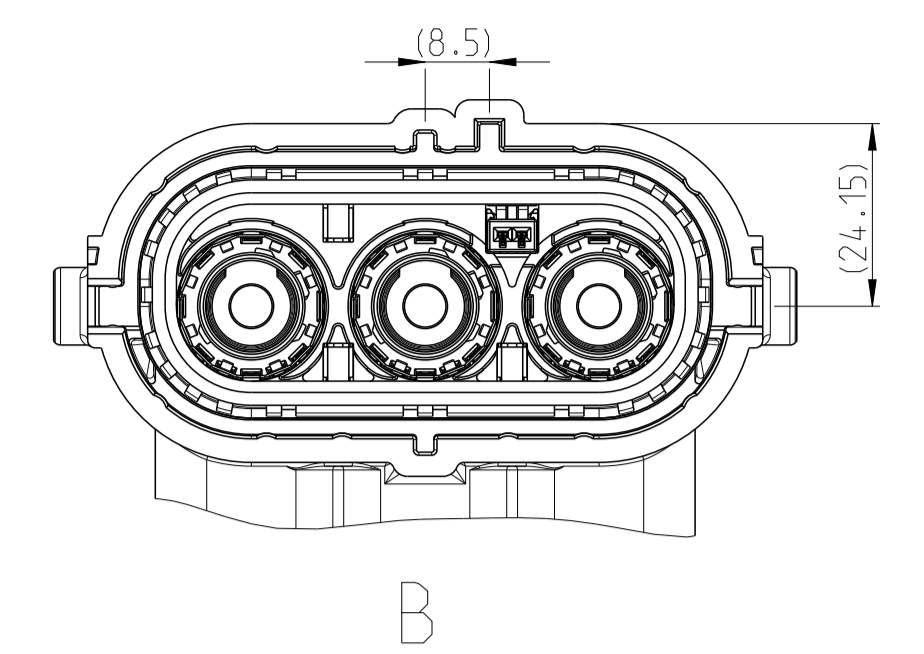
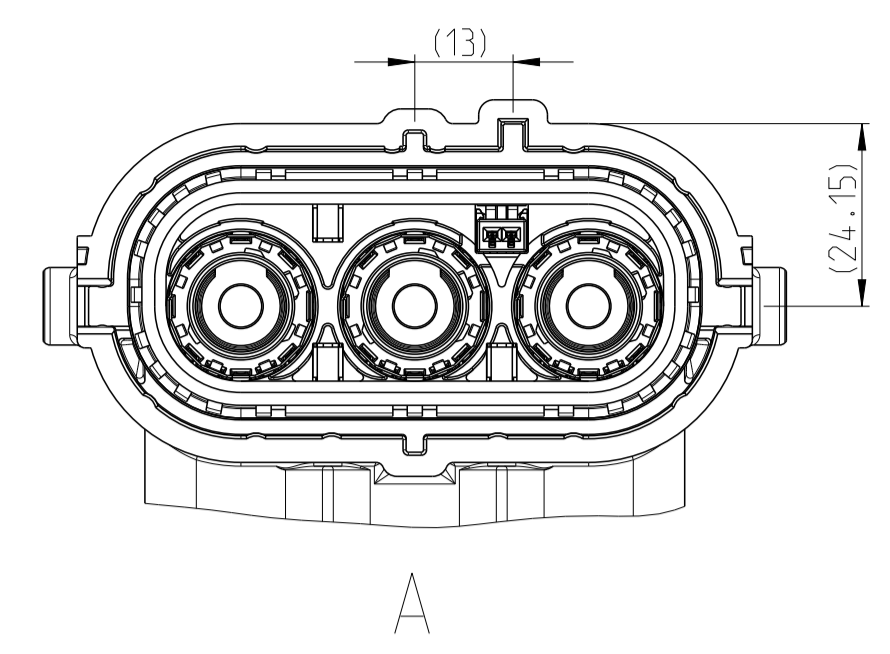
CODINGS SHOWN WITHOUT LEVER - 1:1

THE DRAWING SHOWS THE 2-DIMENSIONAL REFERENCE COMPONENT CONDITION OF THE ASSEMBLY TO IDENTIFY AND SPECIFY THE NECESSARY DIMENSIONS ONLY. THE DELIVERED PARTS MAY DEVIATE FROM THE DRAWING REGARDING THE ORIENTATION AND POSITION OF EACH COMPONENT (e.g. SLACK CABLE), SO FAR THE FUNCTIONALITY IS NOT CONCERNED.

DIE ZEICHNUNG ZEIGT DEN 2-DIMENSIONALEN IDEALZUSTAND DES ZUSAMMENBAUTEILS BEZÜGLICH DER KOMPONENTEN ZUR IDENTIFIKATION UND SPEZIFIKATION DER NOTWENDIGEN DIMENSIONEN. HINSICHTLICH DER ORIENTIERUNG UND DER LAGE DER KOMPONENTEN (Z.B. BIEGESCHLAPTES KABEL) KÖNNEN DIE GELIEFERTEN TEILE VON DER ZEICHNUNG ABWEICHEN, SOFERN DIE FUNKTIONALITÄT NICHT BEEINTRÄCHTIGT IST.

PROJEKT NR.: PRJ-11-00001983

| REVISIONS | | DATE | BY | APPV |
|-----------|--------------------------------|-----------|----|------|
| NO. | DESCRIPTION | | | |
| B2 | NOTES AND LABEL LEGEND UPDATED | 09DEC2018 | JM | JJ |
| B3 | NEW VARIANTS ADDED | 12NOV2018 | JM | JJ |



4 LABEL LEGEND:

TE PN: X-2286951-Y Rev. CURRENT REV.
 DD/MM/YY DATE CODE
 2.7 kV DC TEST PASSED

NOTES

- PACKAGING:
EACH HOUSING OF THE CABLE ASSEMBLY TO BE INDIVIDUALLY WRAPPED IN FOAM (PN 741639-2) AND FIXED WITH RUBBER BAND (PN 1-2000064-0). PACKED IN TE STANDARD SHIPPING BOX VERTICAL SIDES OVERAID WITH PAPER CUSHIONS (PN 740045-2) ACCORDING TE SPEC. 107-18032. DAMAGED TO BE AVOIDED.
- ELECTRICAL TEST ACCORDING TE SPECIFICATION 108-18857. USE CURRENT REVISION ALWAYS. MIN. 10 mm STRIPPING OF OUTER JACKET AND BRAID FOR ELECTRICAL TEST PURPOSE.
- PRODUCT SPECIFICATION: 108-94268, 108-94256
APPLICATION SPECIFICATION: 114-94052, 114-94083
- MANUFACTURING CODE:
TE PART NO., CURRENT REV. LEVEL AND DATE CODE (DD.MM.YY). TO BE PRINTED ON LABEL (ITEM 10). LABEL TO BE APPLIED TO THE CABLE AFTER SUCCESSFUL ELECTRICAL TEST.
- LEVER POSITION: CLOSED ON DELIVERY.

| TE PART NO. | REV. | LENGTH L [mm] | TOL. [mm] | CODING |
|-------------|------|---------------|-----------|--------|
| 1-2286951-0 | B | 500 | +30 | A |
| 1-2286951-1 | B | 1000 | +30 | |
| 1-2286951-2 | B | 2000 | +35 | |
| 1-2286951-3 | B | 3000 | +40 | |
| 1-2286951-4 | B | 4000 | +50 | |
| 1-2286951-5 | B | 5000 | +60 | B |
| 2-2286951-0 | B | 500 | +30 | |
| 2-2286951-1 | B | 1000 | +30 | |
| 2-2286951-2 | B | 2000 | +35 | |
| 2-2286951-3 | B | 3000 | +40 | |
| 2-2286951-4 | B | 4000 | +50 | C |
| 2-2286951-5 | B | 5000 | +60 | |
| 3-2286951-0 | A | 500 | +30 | |
| 3-2286951-1 | A | 1000 | +30 | |
| 3-2286951-2 | A | 2000 | +35 | |
| 3-2286951-3 | A | 3000 | +40 | D |
| 3-2286951-4 | A | 4000 | +50 | |
| 3-2286951-5 | A | 5000 | +60 | |
| 4-2286951-0 | A | 500 | +30 | |
| 4-2286951-1 | A | 1000 | +30 | |
| 4-2286951-2 | A | 2000 | +35 | |
| 4-2286951-3 | A | 3000 | +40 | |
| 4-2286951-4 | A | 4000 | +50 | |
| 4-2286951-5 | A | 5000 | +60 | |

| QTY | QTY | QTY | QTY | DESCRIPTION | ITEM NO. |
|-----------|-----------|-----------|-----------|--|----------|
| 4-x | 3-x | 2-x | 1-x | | |
| 1 | 1 | 1 | 1 | LABEL, HELL. TYP 323, 25.4 x 95.25 | 10 |
| see table | see table | see table | see table | 1 POS. POWER CABLE, 25 SQMM | 9 |
| 3 | 3 | 3 | 3 | PROTEC. COVER 8 MM HV, 90 DEG, 25 SQMM | 8 |
| 3 | 3 | 3 | 3 | SINGLE WIRE SEAL, 8 MM HV, 90 DEG, 25 SQMM | 7 |
| 3 | 3 | 3 | 3 | SHIELD CRIMP FERRULE, 90 DEG | 6 |
| 3 | 3 | 3 | 3 | SHIELDING SLEEVE, 90 DEG | 5 |
| 3 | 3 | 3 | 3 | FINGER PROTECTION CAP 8 MM HV, 90 DEG | 4 |
| 3 | 3 | 3 | 3 | HV 8 MM, DEEP DRAWN SOCKET PIN, 90 DEG., ASSEMBLY | 3 |
| 3 | 3 | 3 | 3 | HV 8 MM, DEEP DRAWN SOCKET PIN, 90 DEG., ASSEMBLY | 2 |
| 1 | - | - | - | 3 POS, 8 MM HV, REC HSG, 90 DEG, ASSY, SEALED, COD D | 1 |
| - | 1 | - | - | 3 POS, 8 MM HV, REC HSG, 90 DEG, ASSY, SEALED, COD C | |
| - | - | 1 | - | 3 POS, 8 MM HV, REC HSG, 90 DEG, ASSY, SEALED, COD B | |
| - | - | - | 1 | 3 POS, 8 MM HV, REC HSG, 90 DEG, ASSY, SEALED, COD A | |

PRODUCT CHARACTERISTICS ACC. QMP EMEA_12
BESONDERE MERKMALE NACH QMP EMEA_12

TOLERANCING ISO 8015
TOLERIERUNG ISO 8015

DIMENSIONS: MASSENHEITEN: mm

TOLERANCES UNLESS OTHERWISE SPECIFIED: ALLE TOLERANZEN

0 PLC ±
1 PLC ±
2 PLC ±
3 PLC ±
4 PLC ±

ANGLES/W/LABEL ±
FINISH/BREITEN/FARBE ±

MATERIAL: -
WEIGHT GEWICHT: -

CUSTOMER DRAWING

STE TE Connectivity

NAME: 3 POS. HVP800, 90, 25 SQMM. CABLE ASSY

SIZE: A1

CAGE CODE: -

DRAWING NO: C=2286951

RESTRICTED TO: NUR FÜR: -

SCALE: 1:1

SHEET: 1 OF 1

REV: B3