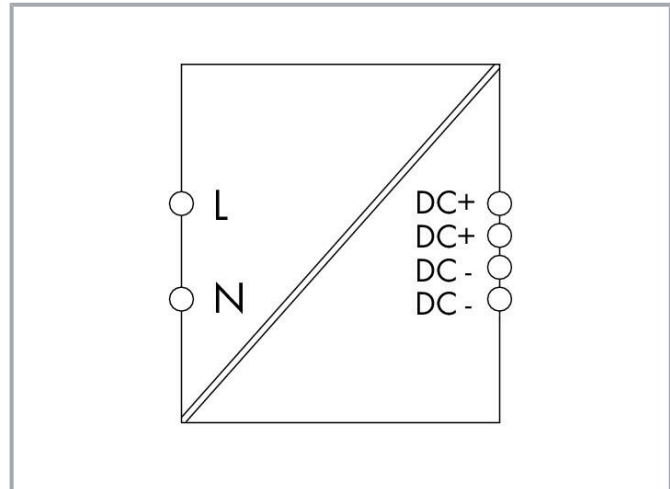


Data sheet | Item number: 787-1017

Switched-mode power supply; Compact; 1-phase; 18 VDC output voltage;
2.5 A output current

www.wago.com/787-1017



Subject to changes. Please also observe the further product documentation!

WAGO Kontakttechnik GmbH & Co. KG
Hansastr. 27
32423 Minden
Phone: +49571 887-0 | Fax: +49571 887-169
Email: info.de@wago.com | Web: www.wago.com

Do you have any questions about our products?
We are always happy to take your call at +49 (571) 887-44222.



Item description

Features:

- Switched-mode power supply
- Natural convection cooling when horizontally mounted
- Stepped profile, ideal for distribution boards/boxes
- Overhead mounting is possible with derating
- Suitable for both parallel and series operation
- Electrically isolated output voltage (SELV) per EN 60950-1/UL 60950-1; PELV per EN 60204

Subject to changes. Please also observe the further product documentation!

Data

Technical data

Power loss P_I	≤ 2.6 W (230 VAC; No load); ≤ 8.1 W (230 VAC; Nominal load)
Power loss (max.) $P_{I(max.)}$	8.2 W (100 VAC / 18 VDC; 2.4 A)
Efficiency (typ.)	84 %
Nominal output voltage $U_{o nom}$	DC 18 V (SELV)
Output voltage range	DC 15 ... 28 V (adjustable)
Default setting	DC 18 V
Nominal output current $I_{o nom}$	2.4 A (18 VDC); 2 A (24 VDC; in any mounting position)
Nominal output power	43 W
Control deviation	≤ 2 %
Residual ripple	≤ 100 mV (peak-to-peak)
Current limitation	$1.1 \times I_{o nom}$ (typ.)
Overload behavior	Constant current
Isolation voltage (Pri.-Sec.)	DC 4.242 kV
Protection class	II
Protection type	IP20 (per EN 60529)
Resistance to reverse feed	\leq DC 35 V
Overvoltage category	II
Pollution degree	2
Transient suppression (primary)	Varistor
Overvoltage protection; secondary	≤ 40 VDC (in the event of a fault)
Short-circuit-protected	Yes
Open-circuit-proof	Yes
Parallel operation	Yes
Series operation	Yes
MTBF	$> 500,000$ h (per IEC 61709)
Internal fuse	T 2 A / 250 VAC
Required backup fusing	An external DC fuse is required for the DC input voltage.
Recommended backup fusing	Circuit breaker: 6 A (C characteristic), 10 A (B characteristic) or higher
Phases	1
Nominal input voltage $U_{i nom}$	1 x AC 100 ... 240 V
Input voltage range	AC 85 ... 264 V; DC 120 ... 373 V

Subject to changes. Please also observe the further product documentation!



Input voltage derating	$I_o \leq 2 \text{ A} (< 100 \text{ VAC})$
Nominal mains frequency range	44 ... 66 Hz; 0 Hz
Input current I_i	$\leq 0.5 \text{ A} (230 \text{ VAC}); \leq 0.9 \text{ A} (110 \text{ VAC})$
Discharge current	$\leq 1 \text{ mA}$
Inrush current	$\leq 30 \text{ A} (\text{NTC})$
Power factor correction (PFC)	Passive
Mains failure hold-up time	$\geq 10 \text{ ms} (230 \text{ VAC}); \geq 10 \text{ ms} (110 \text{ VAC})$
Signaling	1 x Status indication LED (green)
Operation status indicator	Green LED (U_o)

Connection data

Connection type (1)	Input/Output
Connection technology	CAGE CLAMP®
WAGO Connector	WAGO 740 Series
Solid conductor	0.08 ... 2.5 mm ² / 28 ... 12 AWG
Fine-stranded conductor	0.08 ... 2.5 mm ² / 28 ... 12 AWG
Strip length	6 ... 7 mm / 0.24 ... 0.28 inch

Physical data

Width	72 mm / 2.835 inch
Height	89 mm / 3.504 inch
Depth	59 mm / 2.323 inch
Depth from upper edge of DIN-rail	55 mm / 2.165 inch

Mechanical data

Mounting type	DIN-35 rail
---------------	-------------

Material data

Flammability class per UL94	V0
Weight	264 g

Environmental requirements

Surrounding air temperature (operation)	-25 ... 60 °C (Device starts at -40 °C (type-tested))
Surrounding air temperature (storage)	-25 ... 80 °C
Surrounding air (operating) temperature for UL	-25 ... 55 °C

Subject to changes. Please also observe the further product documentation!

Relative humidity	5 ... 96 % (no condensation permissible)
Derating	-3 %/K (> 45 °C)

Standards and specifications



Conformity marking	CE
Standards/Specifications	EN 61010-1 EN 61010-2-201 EN 61204-3 UL 60950-1 UL 508

Commercial data



Product Group	6 (Interface Electronics)
PU (SPU)	1 Stück
Packaging type	box
Country of origin	DE
GTIN	4050821595731
Customs tariff number	85044082900

Approvals / Certificates

UL-Approvals

Logo	Approval	Additional Approval Text	Certificate name
	UL Underwriters Laboratories Inc.	UL 508	E255817
	UL Underwriters Laboratories Inc.	UL 60950-1	E255815

Optional accessories

Ferrule		
	Item no.: 216-203 Ferrule; Sleeve for 1 mm ² / AWG 18; insulated; electro-tin plated; red	www.wago.com/216-203
	Item no.: 216-202	www.wago.com/216-202

Subject to changes. Please also observe the further product documentation!

Ferrule; Sleeve for 0.75 mm² / 18 AWG; insulated; electro-tin plated; gray

Item no.: 216-201

Ferrule; Sleeve for 0.5 mm² / 20 AWG; insulated; electro-tin plated; white

www.wago.com/216-201

Item no.: 216-223

Ferrule; Sleeve for 1 mm² / AWG 18; insulated; electro-tin plated; red

www.wago.com/216-223

Item no.: 216-241

Ferrule; Sleeve for 0.5 mm² / 20 AWG; insulated; electro-tin plated; electrolytic copper; gastight crimped; acc. to DIN 46228, Part 4/09.90; white

www.wago.com/216-241

Item no.: 216-242

Ferrule; Sleeve for 0.75 mm² / 18 AWG; insulated; electro-tin plated; electrolytic copper; gastight crimped; acc. to DIN 46228, Part 4/09.90; gray

www.wago.com/216-242

Item no.: 216-222

Ferrule; Sleeve for 0.75 mm² / 18 AWG; insulated; electro-tin plated; gray

www.wago.com/216-222

Item no.: 216-221

Ferrule; Sleeve for 0.5 mm² / 20 AWG; insulated; electro-tin plated; white

www.wago.com/216-221

Item no.: 216-243

Ferrule; Sleeve for 1 mm² / AWG 18; insulated; electro-tin plated; electrolytic copper; gastight crimped; acc. to DIN 46228, Part 4/09.90; red

www.wago.com/216-243

Item no.: 216-263

Ferrule; Sleeve for 1 mm² / AWG 18; insulated; electro-tin plated; electrolytic copper; gastight crimped; acc. to DIN 46228, Part 4/09.90; red

www.wago.com/216-263

Item no.: 216-262

Ferrule; Sleeve for 0.75 mm² / 18 AWG; insulated; electro-tin plated; electrolytic copper; gastight crimped; acc. to DIN 46228, Part 4/09.90; gray

www.wago.com/216-262

Item no.: 216-301

Ferrule; Sleeve for 0.25 mm² / AWG 24; insulated; electro-tin plated; yellow

www.wago.com/216-301

Item no.: 216-321

Ferrule; Sleeve for 0.25 mm² / AWG 24; insulated; electro-tin plated; yellow

www.wago.com/216-321

Item no.: 216-322

Ferrule; Sleeve for 0.34 mm² / 22 AWG; insulated; electro-tin plated; green

www.wago.com/216-322

Item no.: 216-302

Ferrule; Sleeve for 0.34 mm² / 22 AWG; insulated; electro-tin plated; green

www.wago.com/216-302

Tool

Operating tool



Item no.: 210-769

SCREWDRIVER; green

www.wago.com/210-769



Item no.: 210-720

Operating tool; Blade: 3.5 x 0.5 mm; with a partially insulated shaft; multicoloured

www.wago.com/210-720

Marking accessories

Marking strip

Subject to changes. Please also observe the further product documentation!

WAGO Kontakttechnik GmbH & Co. KG

Hansastr. 27

32423 Minden

Phone: +49571 887-0 | Fax: +49571 887-169

Email: info.de@wago.com | Web: www.wago.com

Do you have any questions about our products?

We are always happy to take your call at +49 (571) 887-44222.



Item no.: 210-831
Marking strips; on reel; 2.3 mm wide; plain; Self-adhesive; white

www.wago.com/210-831



Item no.: 210-832
Marking strips; on reel; 3 mm wide; plain; Self-adhesive; white

www.wago.com/210-832

Downloads

Documentation

Bid Text

787-1017 X81 - Datei	2019. 6. 24.	xml 7.2 kB	Download
-------------------------	--------------	---------------	----------

787-1017 docx - Datei	2019. 6. 12.	docx 21.5 kB	Download
--------------------------	--------------	-----------------	----------

Instruction Leaflet

Primär getaktete Stromversorgungen COMPACT DC 18 V, 2,4 A		pdf 621.3 kB	Download
--	--	-----------------	----------

Additional Information

Disposal; Electrical and electronic equipment, Packaging	V 1.0.0	pdf 265.8 kB	Download
--	---------	-----------------	----------

CAD/CAE-Data

CAD data

2D/3D Models 787-1017		URL	Download
-----------------------	--	-----	----------

CAE data

EPLAN Data Portal 787-1017		URL	Download
----------------------------	--	-----	----------

WSCAD Universe 787-1017		URL	Download
-------------------------	--	-----	----------

ZUKEN Portal 787-1017		URL	Download
-----------------------	--	-----	----------

Subject to changes. Please also observe the further product documentation!

WAGO Kontakttechnik GmbH & Co. KG
Hansastr. 27
32423 Minden
Phone: +49571 887-0 | Fax: +49571 887-169
Email: info.de@wago.com | Web: www.wago.com

Do you have any questions about our products?
We are always happy to take your call at +49 (571) 887-44222.



Environmental Product Compliance

Compliance Search

Environmental Product Compliance 787-1017

URL

Download

Switched-mode power supply; Compact; 1-phase; 18 VDC output voltage; 2.5 A output current

Installation Notes

Product family

EPSITRON COMPACT Power

EPSITRON® COMPACT POWER: Compact, High-Performance Power Supplies

[Show all products from the family](#)

Subject to changes. Please also observe the further product documentation!

WAGO Kontakttechnik GmbH & Co. KG

Hansastr. 27

32423 Minden

Phone: +49571 887-0 | Fax: +49571 887-169

Email: info.de@wago.com | Web: www.wago.com

Do you have any questions about our products?

We are always happy to take your call at +49 (571) 887-44222.