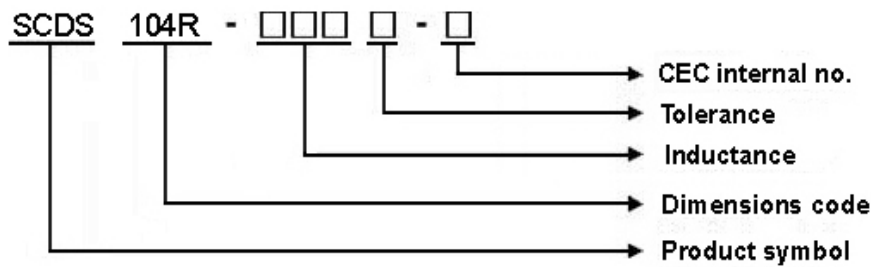


SCDS104R Series Specification

1 Scope: This specification applies to SMD Shielded Power Choke

2 Part Numbering:

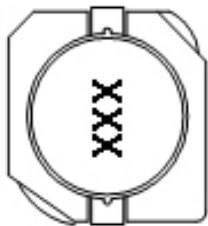


3 Rating:

Operating Temperature: $-40^{\circ}\text{C} \sim 105^{\circ}\text{C}$ (Including self - temperature rise)

Storage Temperature: $20^{\circ}\text{C} \sim 25^{\circ}\text{C}$ R.H. 65% (In Tape & Reel Condition)

4 Marking:



Ex: SCDS104R-100T-N

Marking: 100

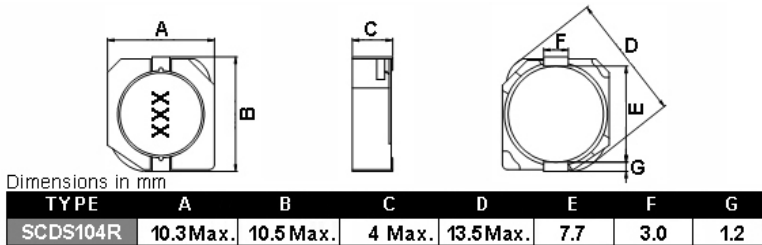
Marking color : Black

5 Standard Testing Condition

	Unless otherwise specified	In case of doubt
Temperature	Ordinary Temperature(15 to 35°C)	20 to 30°C
Humidity	Ordinary Humidity(25 to 85% RH)	50 to 80 %RH

SCDS104R Series Specification

6 Configuration and Dimensions:



7 Electrical Characteristics:

Part No.	Inductance (uH)	Test Freq.	RDC (Ω)Max.	Isat (A)	Tolerance	Marking
SCDS104R-1R0□-N	1	100 kHz,1 V	0.0075	11	N	1R0
SCDS104R-1R5□-N	1.5	100 kHz,1 V	0.0081	10	T,N	1R5
SCDS104R-1R8□-N	1.8	100 kHz,1 V	0.0095	8.5	N	1R8
SCDS104R-2R2□-N	2.2	100 kHz,1 V	0.0105	7.5	M,T	2R2
SCDS104R-2R5□-N	2.5	100 kHz,1 V	0.0105	7.5	T	2R5
SCDS104R-3R3□-N	3.3	100 kHz,1 V	0.013	6	M,T	3R3
SCDS104R-3R8□-N	3.8	100 kHz,1 V	0.013	6	M,T	3R8
SCDS104R-4R7□-N	4.7	100 kHz,1 V	0.018	5.7	M,T	4R7
SCDS104R-5R2□-N	5.2	100 kHz,1 V	0.022	5.5	T	5R2
SCDS104R-5R6□-N	5.6	100 kHz,1 V	0.027	5	T	5R6
SCDS104R-6R8□-N	6.8	100 kHz,1 V	0.027	5	M,T	6R8
SCDS104R-7R0□-N	7	100 kHz,1 V	0.027	4.8	M,T	7R0
SCDS104R-8R2□-N	8.2	100 kHz,1 V	0.033	4.5	M,T	8R2
SCDS104R-100□-N	10	100 kHz,1 V	0.035	4.4	M,T	100
SCDS104R-150□-N	15	100 kHz,1 V	0.05	3.6	M,T	150
SCDS104R-180□-N	18	100 kHz,1 V	0.07	3.5	M,T	180
SCDS104R-220□-N	22	100 kHz,1 V	0.073	2.9	M,T	220
SCDS104R-270□-N	27	100 kHz,1 V	0.09	2.5	M,T	270
SCDS104R-330□-N	33	100 kHz,1 V	0.093	2.3	M,T	330
SCDS104R-390□-N	39	100 kHz,1 V	0.128	2.1	M,T	390
SCDS104R-470□-N	47	100 kHz,1 V	0.128	2.1	M,T	470
SCDS104R-560□-N	56	100 kHz,1 V	0.213	1.6	M,T	560
SCDS104R-680□-N	68	100 kHz,1 V	0.213	1.5	M,T	680
SCDS104R-820□-N	82	100 kHz,1 V	0.28	1.35	M,T	820
SCDS104R-101□-N	100	100 kHz,1 V	0.304	1.35	M,T	101

NOTE: □-tolerance M=±20% / T=±30% / N=+40% -20%

1.Operating temperature range - 40 °C ~ 105 °C(Including self - temperature rise)

2.Isat for Inductance drop 35% from its value without current.

"-N" FOR COMPLETELY LEAD FREE TYPE(INCLUDING FERRITE BODY & SOLDER)



ISO9001 ISO14001 IATF16949 CHILISIN ELECTRONICS CORP.

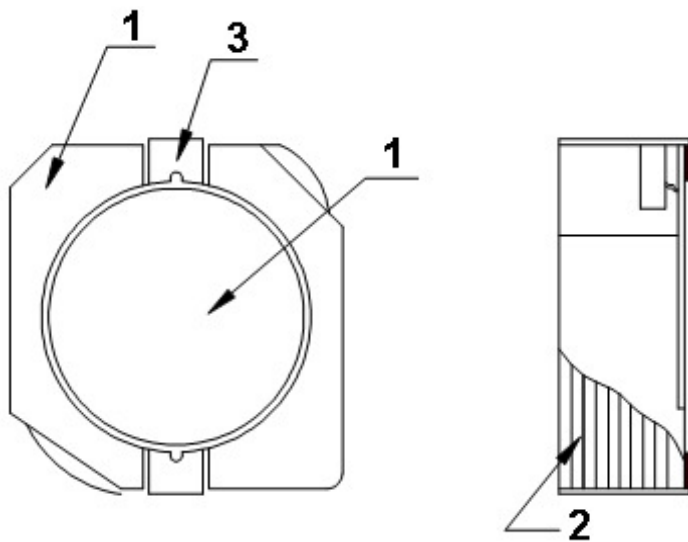
SCDS104R Series Specification

Part No.	Inductance (μ H)	Test Freq.	RDC (Ω)Max.	Isat (A)	Tolerance	Marking
SCDS104R-151□-N	150	100 kHz,1 V	0.506	1.15	M,T	151
SCDS104R-201□-N	200	100 kHz,1 V	0.756	0.92	M,T	201
SCDS104R-221□-N	220	100 kHz,1 V	0.756	0.92	M,T	221
SCDS104R-331□-N	330	100 kHz,1 V	1.09	0.7	M,T	331
SCDS104R-471□-N	470	100 kHz,1 V	1.6	0.5	M,T	471
SCDS104R-561□-N	560	100 kHz,1 V	2.1	0.4	M,T	561

SCDS104R Series Specification

8 SCDS104R Series

8.1 Construction:



8.2 Material List:

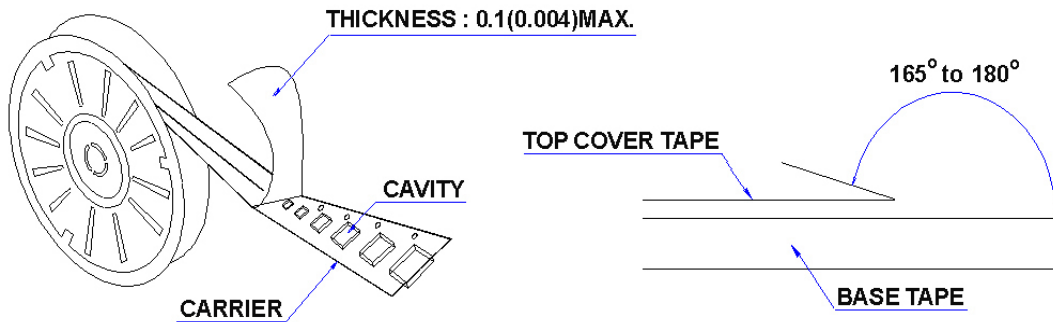
No	Part	Material
1	CORE	FERRITE
2	WIRE	MAGNET WIRE
3	TERMINAL	TERMINAL COPPER

SCDS104R Series Specification

9 Packaging:

9.1 Packaging -Cover Tape

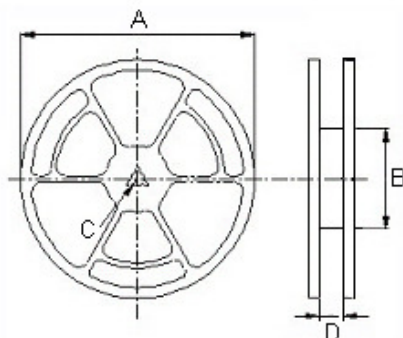
The force for tearing off cover tape is 10 to 130 grams in the arrow direction.



9.2 Packaging Quantity

TYPE	PCS/REEL
SCDS104R	1000

9.3 Reel Dimensions



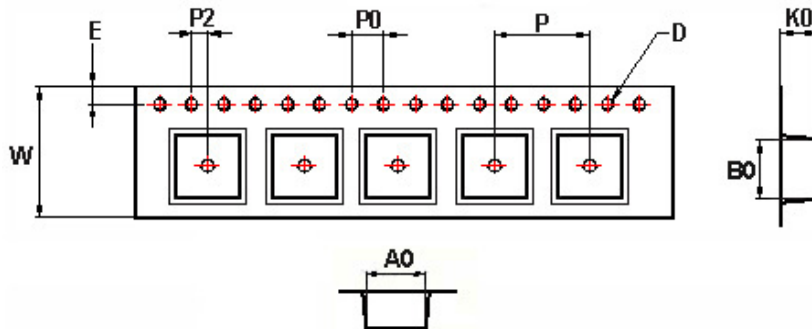
Dimensions in mm

TYPE	A	B	C	D
SCDS104R	330	100	13	24.4

SCDS104R Series Specification

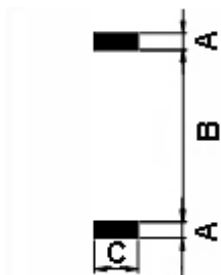
9 Packaging:

9.4 Tape Dimensions in mm



TYPE	A0	B0	K0	D	E	W	P	P0	P2
SCDS104R	10.6	10.75	4.2	1.55	1.75	24	16	4	2

10 Recommended Land Pattern:



Dimensions in mm

TYPE	A	B	C
SCDS104R	1.6	7.3	3.2

11 Note:

1. Please make sure that your product has been evaluated and confirmed against your specifications when our product is mounted to your product.
2. Do not knock nor drop.
3. All the items and parameters in this product specification have been prescribed on the premise that our product is used for the purpose, under the condition and in the environment agreed upon between you and us. You are requested not to use our product deviating from such agreement.
4. Please keep the distance between transformer/coil and other components (refer to the standard IEC 950)
5. The moisture sensitivity level (MSL) of products is classified as level 1.



ISO9001 ISO14001 IATF16949 CHILISIN ELECTRONICS CORP.

SCDS104R Series Specification

12 Graph: SCDS104R-221M-N

