



- Features :
 - Constant current mode power supply
 - Universal AC input / Full range
 - Withstand 300VAC Surge input for 5 seconds
 - Protections:Short circuit / Over voltage
 - Fully isolated plastic case
 - Small and compact size
 - Cooling by free air convection
 - IP42 design
 - 100% full load burn-in test
 - Suitable for LED lighting and moving sign applications
 - Low cost / High reliability
 - 2 years warranty

SPECIFICATION



(only for APC-25-500)



(only for APC-25-700&1050)

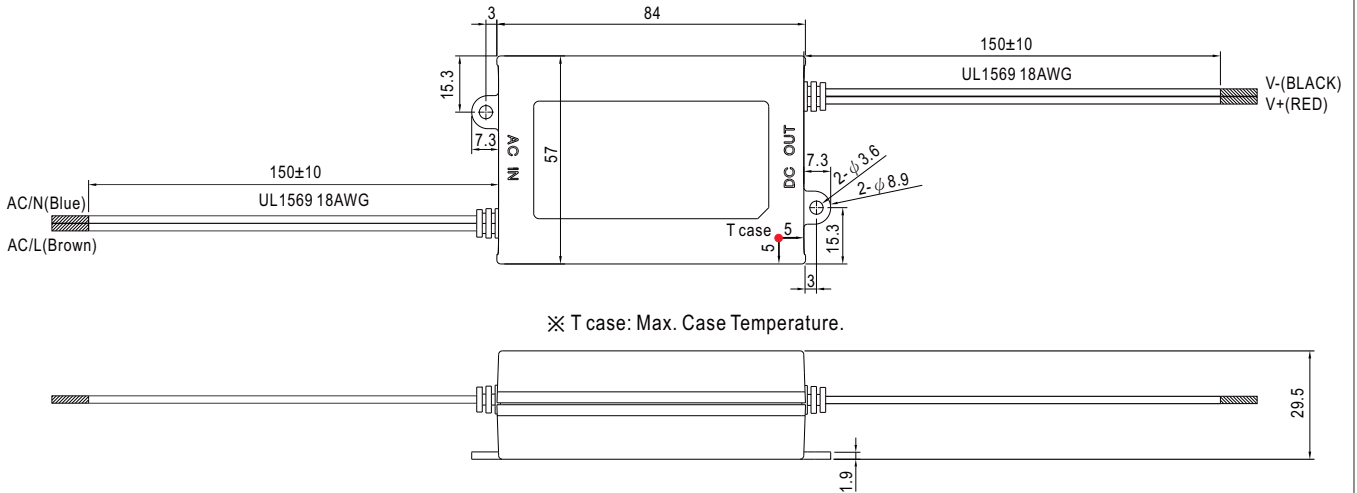
IP42 LPS (except for APC-25-350)



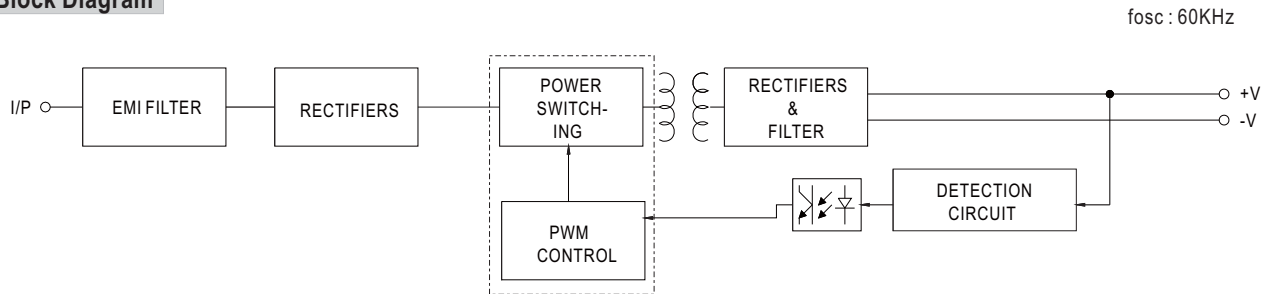
MODEL	APC-25-350	APC-25-500	APC-25-700	APC-25-1050	
OUTPUT	RATED CURRENT	350mA	500mA	700mA	1050mA
	DC VOLTAGE RANGE	25~70V	15~50V	11~36V	9~24V
	RATED POWER	24.5W	25.2W	25.2W	25.2W
	RIPPLE & NOISE (max.) Note.2	300mVp-p	300mVp-p	300mVp-p	300mVp-p
	VOLTAGE TOLERANCE Note.3	±5.0%			
	CURRENT ACCURACY	±8.0%			
	LINE REGULATION	±1.0%			
	LOAD REGULATION	±3.0%			
	SETUP, RISE TIME	1500ms, 30ms / 230VAC 1500ms, 30ms / 115VAC at full load			
HOLD UP TIME (Typ.)	20ms/230VAC 12ms/115VAC at full load				
INPUT	VOLTAGE RANGE Note.4	90 ~ 264VAC 127 ~ 370VDC			
	FREQUENCY RANGE	47 ~ 63Hz			
	EFFICIENCY(Typ.)	83%	83%	83%	83%
	AC CURRENT	0.4A/230VAC;0.8A/115VAC			
	INRUSH CURRENT(Typ.)	COLD START 45A(twidth=310µs measured at 50% Ipeak) at 230VAC			
	MAX. No. of PSUs on 16A CIRCUIT BREAKER	9 units (circuit breaker of type B) / 15 units (circuit breaker of type C) at 230VAC			
LEAKAGE CURRENT	0.25mA / 240VAC				
PROTECTION	OVER VOLTAGE	76 ~ 94V	55 ~ 68V	41 ~ 49V	27 ~ 35V
		Protection type : Shut down o/p voltage, re-power on to recover			
ENVIRONMENT	WORKING TEMP.	-30 ~ 70°C (Refer to "Derating Curve")			
	WORKING HUMIDITY	20 ~ 90% RH non-condensing			
	STORAGE TEMP., HUMIDITY	-40 ~ +80°C, 10 ~ 95% RH			
	TEMP. COEFFICIENT	±0.2%/°C (0 ~ 50°C)			
	VIBRATION	10 ~ 500Hz, 2G 10min./1cycle, period for 60min. each along X, Y, Z axes			
SAFETY & EMC (Note 5)	SAFETY STANDARDS	UL8750 (except for APC-25-350), CSA-C22.2 No. 250.0-13 (only for APC-25-700&1050), IP42 approved; design refer to EN60950-1			
	WITHSTAND VOLTAGE	I/P-O/P:3KVAC			
	ISOLATION RESISTANCE	I/P-O/P:>100M Ohms / 500VDC / 25°C / 70% RH			
	EMC EMISSION	Compliance to EN55022,EN61000-3-2 Class A,EN61000-3-3			
	EMC IMMUNITY	Compliance to EN55024,EN61000-4-2,3,4,5,6,8,11; light industry level(surge 2KV), criteria A			
OTHERS	MTBF	518.9K hrs min. MIL-HDBK-217F (25°C)			
	DIMENSION	84*57*29.5(L*W*H)			
	PACKING	0.13Kg; 72pcs/10.4Kg/0.92CUFT			
NOTE	1. All parameters NOT specially mentioned are measured at 230VAC input, rated load and 25°C of ambient temperature. 2. Ripple & noise are measured at 20MHz of bandwidth by using a 12" twisted pair-wire terminated with a 0.1uf & 47uf parallel capacitor. 3. Tolerance : includes set up tolerance, line regulation and load regulation. 4. Derating may be needed under low input voltage. Please check the static characteristic for more details. 5. The power supply is considered as a component that will be operated in combination with final equipment. Since EMC performance will be affected by the complete installation, the final equipment manufacturers must re-qualify EMC Directive on the complete installation again. 6.The unit might not be suitable for lighting applications in EU countries. Please check with your local authorities for the possible use of the unit.				

Mechanical Specification

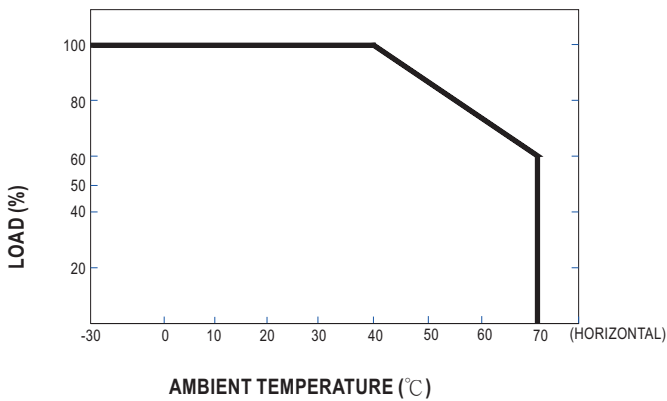
Case No.PCD16A Unit:mm



Block Diagram



Derating Curve



Static Characteristics

