


50W Single Output Switching Power Supply

LPS-50 series



■ Features :

- Universal AC input / Full range
- Protections: Short circuit/Over load/Over voltage
- Cooling by free air convection
- Small and compact size
- Built-in remote ON-OFF control
- LED indicator for power on
- 100% full load burn-in test
- Low profile: 23mm thickness
- 2 years warranty

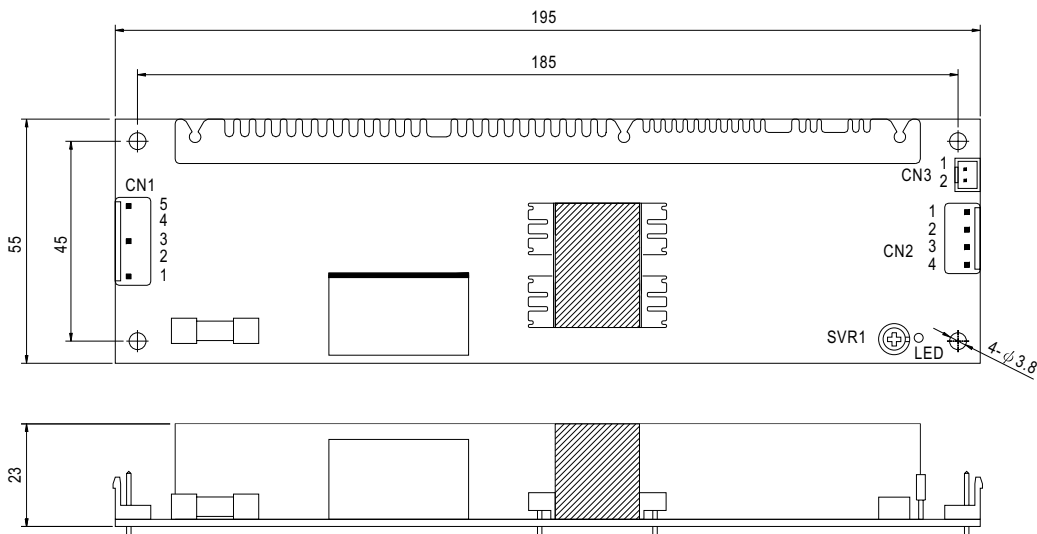


SPECIFICATION

MODEL		LPS-50-3.3	LPS-50-5	LPS-50-12	LPS-50-15	LPS-50-24	LPS-50-48	
OUTPUT	DC VOLTAGE	3.3V	5V	12V	15V	24V	48V	
	RATED CURRENT	10A	10A	4.2A	3.4A	2.1A	1.1A	
	CURRENT RANGE	0 ~ 12A	0 ~ 12A	0 ~ 5A	0 ~ 4.1A	0 ~ 2.5A	0 ~ 1.3A	
	RATED POWER	33W	50W	50.4W	51W	50.4W	52.8W	
	PEAK LOAD(10sec.) <small>Note.4</small>	39.6W	60W	60W	61.5W	60W	62.4W	
	RIPPLE & NOISE (max.) <small>Note.2</small>	50mVp-p	50mVp-p	80mVp-p	80mVp-p	80mVp-p	100mVp-p	
	VOLTAGE ADJ. RANGE	3 ~ 3.6V	4.5 ~ 5.5V	10.8 ~ 13.2V	13.5 ~ 16.5V	21.6 ~ 27.2V	43.2 ~ 52.8V	
	VOLTAGE TOLERANCE <small>Note.3</small>	±3.0%	±3.0%	±2.0%	±2.0%	±1.0%	±1.0%	
	LINE REGULATION	±1.0%	±1.0%	±1.0%	±1.0%	±1.0%	±1.0%	
	LOAD REGULATION	±3.0%	±3.0%	±2.0%	±2.0%	±1.0%	±1.0%	
	SETUP, RISE TIME	100ms, 40ms/230VAC 100ms, 40ms/115VAC at full load						
HOLD TIME (Typ.)	70ms/230VAC 12ms/115VAC at full load							
INPUT	VOLTAGE RANGE	90 ~ 264VAC 127 ~ 370VDC						
	FREQUENCY RANGE	47 ~ 63Hz						
	EFFICIENCY(Typ.)	75%	81%	82%	84%	85%	86%	
	AC CURRENT (Typ.)	115VAC	0.9A	1.2A				
		230VAC	0.6A	0.8A				
	INRUSH CURRENT (Typ.)	COLD START 18A/115VAC 35A/230VAC						
PROTECTION	LEAKAGE CURRENT	<1mA / 240VAC						
	OVER LOAD	122 ~ 160% rated output power Protection type : Hiccup mode, recovers automatically after fault condition is removed						
	OVER VOLTAGE	3.8 ~ 4.45V	5.75 ~ 6.75V	13.8 ~ 16.2V	17.25 ~ 20.25V	27.6 ~ 32.4V	57.6 ~ 67.2V	
		Protection type : Hiccup mode, recovers automatically after fault condition is removed						
FUNCTION	REMOTE ON/OFF	RC+/RC- : 0 ~ 0.8V power on ; 4 ~ 10V power off						
ENVIRONMENT	WORKING TEMP.	-20 ~ +70°C (Refer to output load derating curve)						
	WORKING HUMIDITY	20 ~ 90% RH non-condensing						
	STORAGE TEMP., HUMIDITY	-20 ~ +85°C, 10 ~ 95% RH						
	TEMP. COEFFICIENT	±0.04%/°C (0 ~ 50°C)						
	VIBRATION	10 ~ 500Hz, 2G 10min./1cycle, Period for 60min.each along X, Y, Z axes						
SAFETY & EMC <small>(Note 5)</small>	SAFETY STANDARDS	UL60950-1, TUV EN60950-1 Approved						
	WITHSTAND VOLTAGE	I/P-O/P:3KVAC I/P-FG:1.5KVAC O/P-FG:0.5KVAC						
	ISOLATION RESISTANCE	I/P-O/P, I/P-FG, O/P-FG:100M Ohms/500VDC						
	EMI CONDUCTION & RADIATION	Compliance to EN55022 (CISPR22) Class B						
	HARMONIC CURRENT	Compliance to EN61000-3-2,-3						
	EMS IMMUNITY	Compliance to EN61000-4-2,3,4,5,6,8,11; ENV50204, EN55024, EN61000-6-2 (EN50082-2) Heavy industry level, criteria A						
OTHERS	MTBF	341.7Khrs min. MIL-HDBK-217F (25°C)						
	DIMENSION	195*55*23mm (L*W*H)						
	PACKING	0.24Kg; 48pcs/12.5Kg/0.84CUFT						
NOTE	<p>1. All parameters NOT specially mentioned are measured at 230VAC input, rated load and 25°C of ambient temperature.</p> <p>2. Ripple & noise are measured at 20MHz of bandwidth by using a 12" twisted pair-wire terminated with a 0.1uF & 47uF parallel capacitor.</p> <p>3. Tolerance : includes set up tolerance, line regulation and load regulation.</p> <p>4. 33.3% Duty cycle maximum within every 30 seconds. Average output power should not exceed the rated power.</p> <p>5. The power supply is considered a component which will be installed into a final equipment. The final equipment must be re-confirmed that it still meets EMC directives.</p>							

Mechanical Specification

Unit:mm



AC Input Connector (CN1) : JST B5P-VH or equivalent

Pin No.	Assignment	Mating Housing	Terminal
1	AC/L	JST VHR or equivalent	JST SVH-21T-P1.1 or equivalent
2,4	No Pin		
3	AC/N		
5	FG \perp		

DC Output Connector (CN2) : JST B4P-VH or equivalent

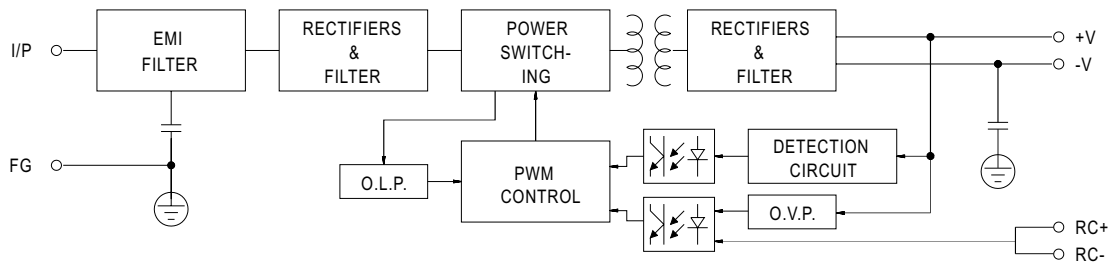
Pin No.	Assignment	Mating Housing	Terminal
1,2	-V	JST VHR or equivalent	JST SVH-21T-P1.1 or equivalent
3,4	+V		

Remote ON/OFF Connector(CN3):JST B2B-XH or equivalent

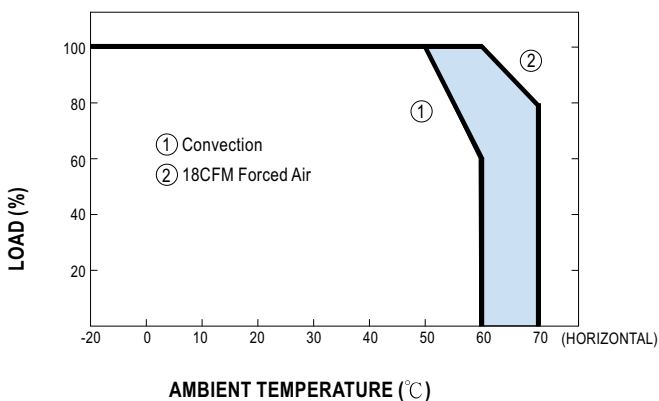
Pin No.	Assignment	Mating Housing	Terminal
1	RC+	JST XHP or equivalent	JST SXH-001T-P0.6 or equivalent
2	RC-		

Block Diagram

fosc : 60KHz



Derating Curve



Static Characteristics (15V)

