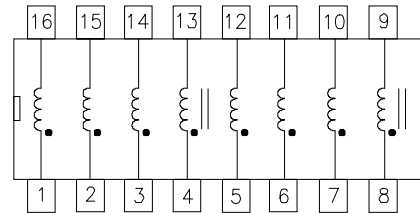


PARAMETER		UNITS
<sup>1</sup> Inductance $\pm 30\%$	85.0	$\mu\text{H}$
<sup>1</sup> Leakage Inductance	0.25 Max.	$\mu\text{H}$
<sup>1</sup> Interwinding Capacitance	12 Max.	pF
Primary DC Resistance	0.20 Max.	$\Omega$
Isolation (HI-POT)	500 Min.	$V_{\text{RMS}}$
SRF (Ref.)	12	MHz
Insulation Resistance	10k Min.	$\text{M}\Omega$
Power Rating	250	mW

# High Frequency Data Line Filter 8 lines, 2 coils

Schematic Diagram

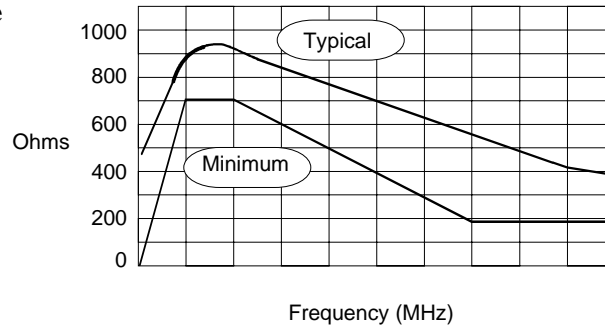


<sup>1</sup>Tested at 100KHz and 100  $\text{mV}_{\text{RMS}}$

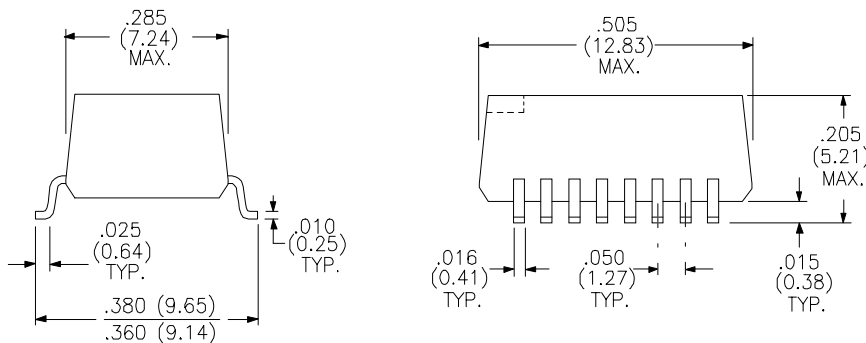
Turns ratio 1:1  $\pm 5\%$

Operating temperature Range  
-45°C to +85°C

Impedance Plot



Physical Dimensions in inches (mm)



RHOMBUS P/N: F-1507

CUST P/N:

NAME:

DATE: 1/12/98

SHEET: