

SEALED SMT SUB-MINIATURE



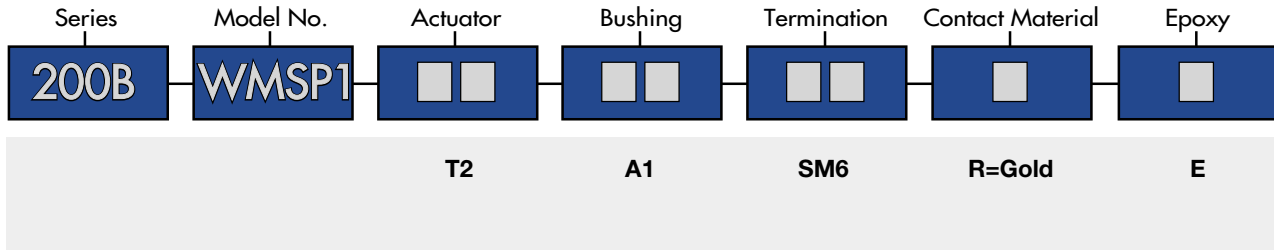
SPECIFICATIONS

Contact Rating: 0.4 VA max. @ 20 VAC or DC max.
 Electrical Life: 50,000 make-and-break cycles at full load
 Contact Resistance: 20 mΩ max. initial @ 2-4 VDC 100 mA
 Insulation Resistance: 10⁹ ohm min.
 Dielectric Strength: 1,000 V RMS @ sea level
 Operating Temperature: -30° C to 85° C
 Packaging: Tape & Reel

MATERIALS

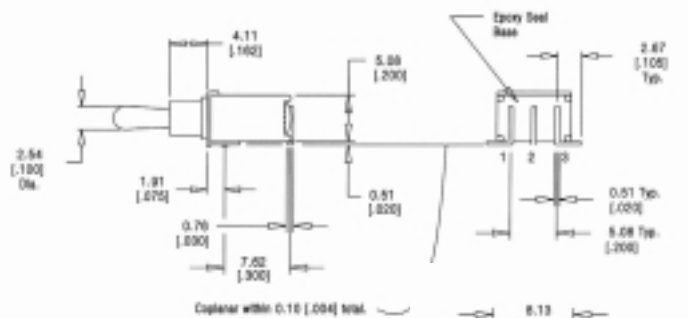
Case & Bushing: High temp material, glass filled 4/6 Nylon, flame retardant, heat stabilized (UL94-V0)
 Actuator: Brass, chrome plated with internal O-ring seal standard
 Switch Support: Brass/Steel, tin or tin-lead plated
 Contacts / Terminals: Gold plate over nickel plated copper alloy
 Terminal Seal: Epoxy

HOW TO ORDER

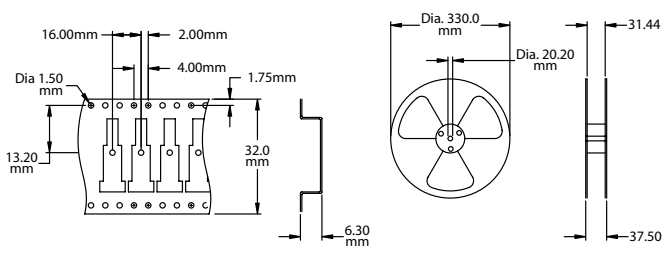
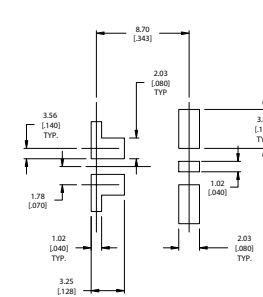


EXAMPLE

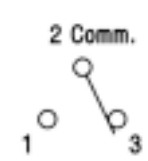
200B → WMSP1 → T2 → A1 → SM6 → R → E



P.C. MOUNTING



Schematic



SPECIFICATIONS SUBJECT TO CHANGE WITHOUT NOTICE.