SUPER BRIGHT T-1 3/4 (5 mm)

LED LAMP - Water Clear

SUPER YELLOW **MV833X**
MV8331 MV8332
MV8333

PACKAGE DIMENSIONS

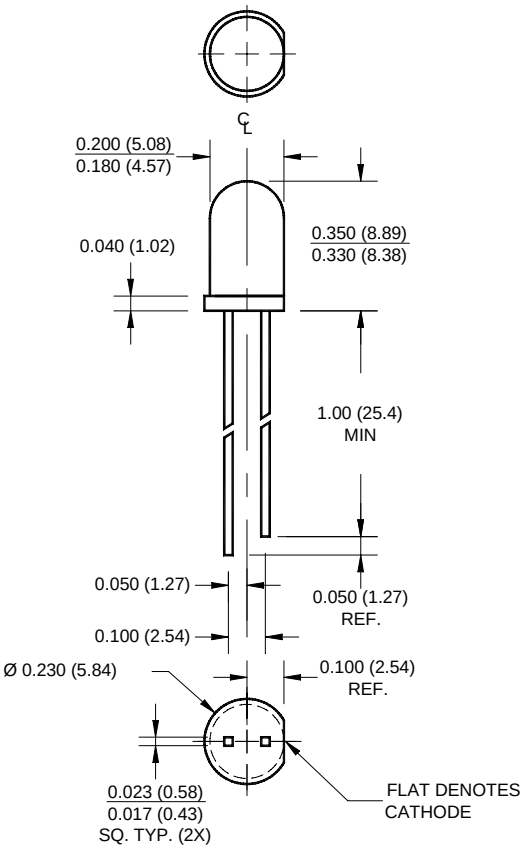

NOTES:

1. Dimensions for all drawings are in inches (mm).
2. Lead spacing is measured where the leads emerge from the package.
3. Protruded resin under the flange is 1.5 mm (0.059") max.

FEATURES

- Popular T-1 3/4 package
- Super high brightness suitable for outdoor applications
- Solid state reliability
- Water clear optics
- Standard 100 mil. lead spacing



DESCRIPTION

This T-1 3/4 super bright LED has a moderate viewing angle of 30° for concentrated light output. The MV830X series is made with an AlInGaP LED that emits yellow light at 590 nm. It is encapsulated in a water clear epoxy lens package.

ABSOLUTE MAXIMUM RATINGS (T_A = 25°C unless otherwise specified)

Parameter	Symbol	Rating	Unit
Operating Temperature	T_{OPR}	-40 to +100	°C
Storage Temperature	T_{STG}	-40 to +100	°C
Lead Soldering Time	T_{SOL}	260 for 5 sec	°C
Continuous Forward Current	I_F	30	mA
Peak Forward Current (f = 1.0 KHz, Duty Factor = 1/10)	I_F	160	mA
Reverse Voltage	V_R	5	V
Power Dissipation	P_D	85	mW

SUPER BRIGHT T-1 3/4 (5 mm)

LED LAMP - Water Clear

SUPER YELLOW **MV833X**
MV8331 MV8332
MV8333

ELECTRICAL / OPTICAL CHARACTERISTICS (T_A =25°C)

Part Number	MV8331	MV8332	MV8333	Condition
Luminous Intensity (mcd)				I_F = 20mA
Minimum	400	630	1000	
Typical	630	940	1500	
Forward Voltage (V)				I_F = 20mA
Maximum	2.8	2.8	2.8	
Typical	2.1	2.1	2.1	
Peak Wavelength (nm)	590	590	590	I_F = 20mA
Spectral Line Half Width (nm)	15	15	15	I_F = 20mA
Viewing Angle (°)	30	30	30	I_F = 20mA

TYPICAL PERFORMANCE CURVES

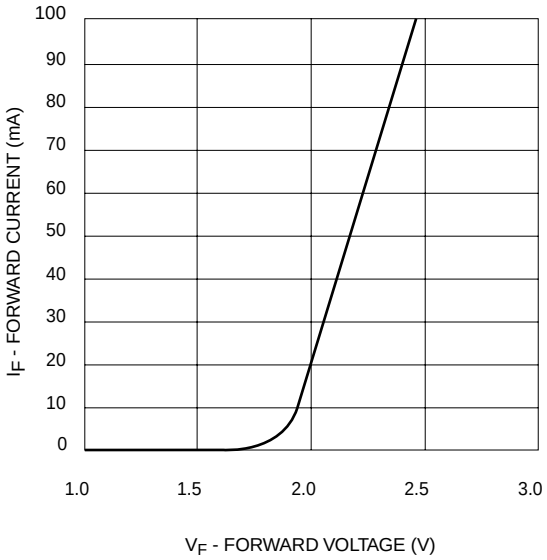

Fig. 1 Forward Current vs. Forward Voltage

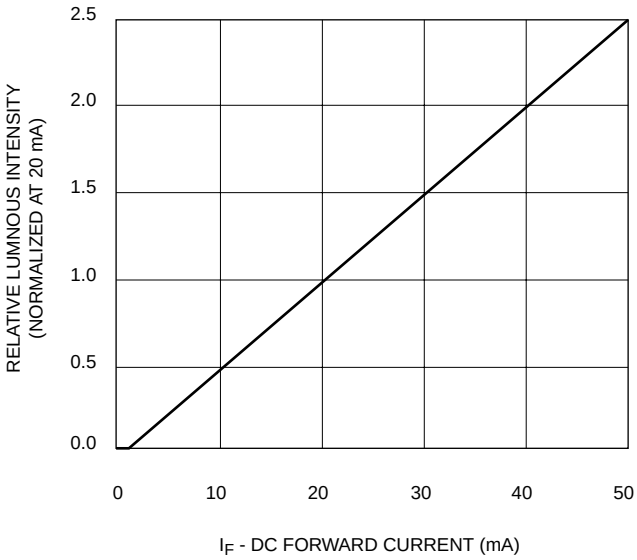

Fig. 2 Relative Luminous Intensity vs. DC Forward Current

SUPER BRIGHT T-1 3/4 (5 mm)

LED LAMP - Water Clear

SUPER YELLOW **MV833X**
MV8331 MV8332
MV8333

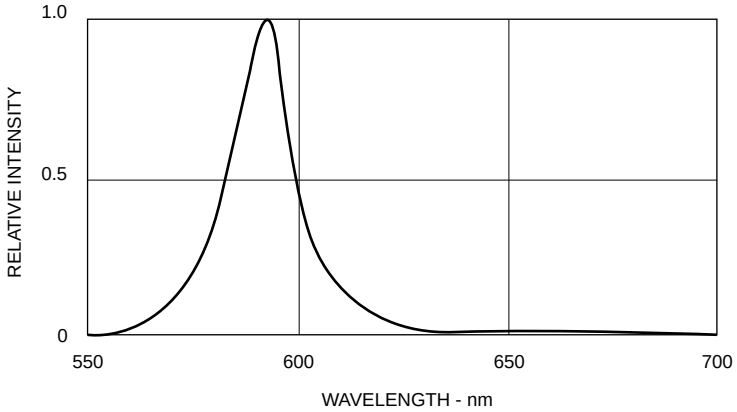

Fig. 3 Relative Intensity vs Peak Wavelength

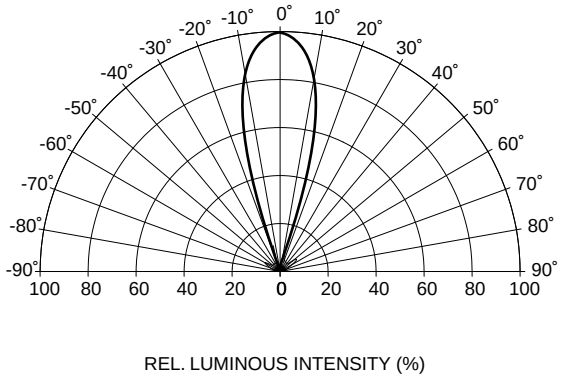

Fig. 4 Radiation Diagram

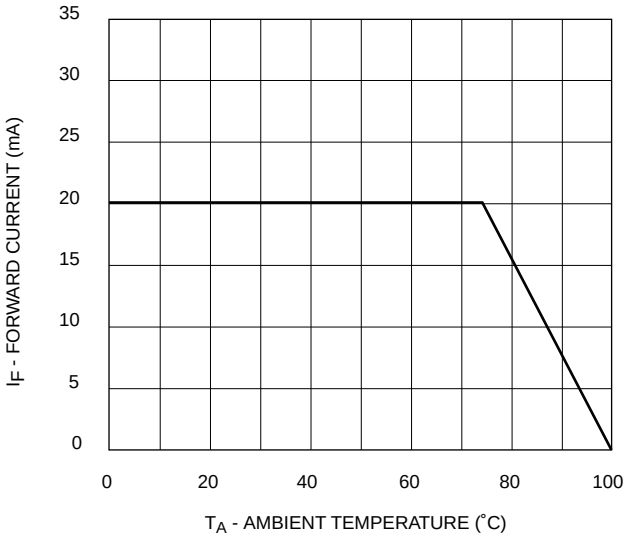

Fig. 5 Current Derating Curve