

# PIN Diode

## Single PIN Diode for Attenuator and RF Switch

### Product Preview

## NSDP301MX2W

Low  $r_s$  characteristics is enable to use high frequency applications. This PIN diode is designed to realize compact and efficient designs. NSDP301MX2W in a X2DFNW2 miniature package enables designers to meet the challenging task of achieving higher efficiency and meeting reduced space requirements. In addition, wettable flank package improves the quality at mounted to PCB.

#### Features

- Low Series Resistance ( $r_s = 1.3 \Omega$  typ.)
- Small Interterminal Capacitance ( $C = 0.33$  pF typ.)
- Less Parasitic Components
- Small-sized Package
- Wettable Flank Package
- Pb-Free, Halogen Free and RoHS Compliance

#### Typical Applications

- RF Attenuator
- RF Switch

#### MAXIMUM RATINGS ( $T_A = 25^\circ\text{C}$ )

Parameter	Symbol	Value	Unit
Reverse Voltage	$V_R$	80	V
Forward Current	$I_F$	100	mA
Operating Junction and Storage Temperature Range	$T_J, T_{stg}$	-55 to +150	$^\circ\text{C}$

Stresses exceeding those listed in the Maximum Ratings table may damage the device. If any of these limits are exceeded, device functionality should not be assumed, damage may occur and reliability may be affected.



ON Semiconductor®

[www.onsemi.com](http://www.onsemi.com)

80 V, 100 mA  
 $r_s = 1.3 \Omega$  typ.  
 PIN Diode



X2DFNW2  
CASE 711BG

#### MARKING DIAGRAM



RG = Specific Device Code  
 M = Date Code

#### ORDERING INFORMATION

Device	Package	Shipping†
NSDP301MX2WT5G	X2DFNW2 (Pb-Free)	8000 / Tape & Reel

†For information on tape and reel specifications, including part orientation and tape sizes, please refer to our Tape and Reel Packaging Specifications Brochure, BRD8011/D.

This document contains information on a product under development. ON Semiconductor reserves the right to change or discontinue this product without notice.

# NSDP301MX2W

## ELECTRICAL CHARACTERISTICS (T<sub>A</sub> = 25°C unless otherwise noted)

Parameter	Symbol	Conditions	Min	Typ	Max	Unit
Reverse Voltage	V <sub>R</sub>	I <sub>R</sub> = 1 μA	80			V
Reverse Current	I <sub>R</sub>	V <sub>R</sub> = 80 V			50	nA
Forward Voltage	V <sub>F</sub>	I <sub>F</sub> = 1 mA		0.78	0.81	V
Series Resistance	r <sub>s</sub>	I <sub>F</sub> = 10 mA, f = 100 MHz		1.3		Ω
Interterminal Capacitance	C	V <sub>R</sub> = 0 V, f = 1 MHz		0.33		pF

Product parametric performance is indicated in the Electrical Characteristics for the listed test conditions, unless otherwise noted. Product performance may not be indicated by the Electrical Characteristics if operated under different conditions.

# NSDP301MX2W

## TYPICAL CHARACTERISTICS

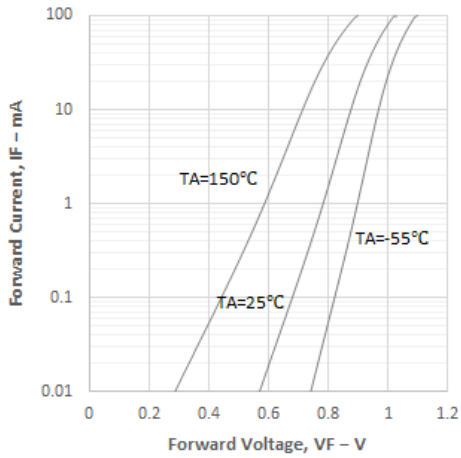


Figure 1.  $I_F - V_F$

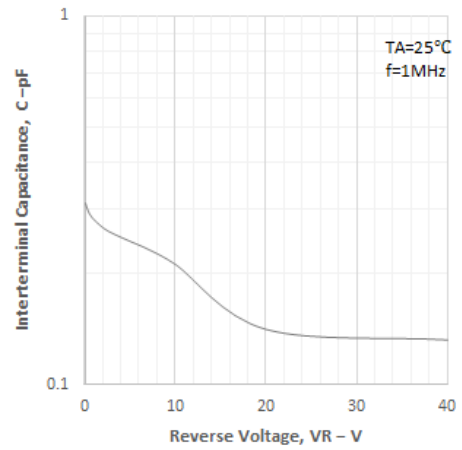


Figure 2.  $C - V_R$

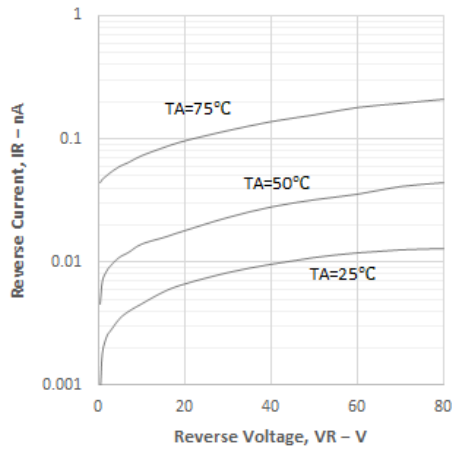


Figure 3.  $I_R - V_R$

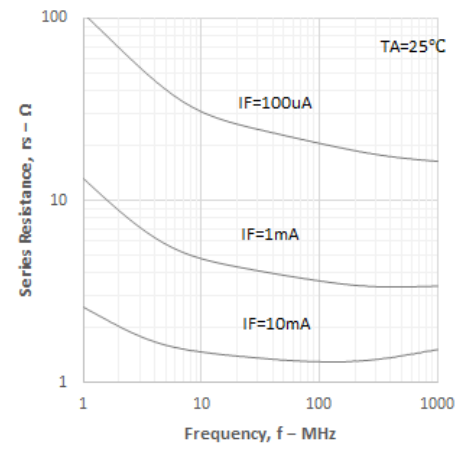


Figure 4.  $r_s - f$

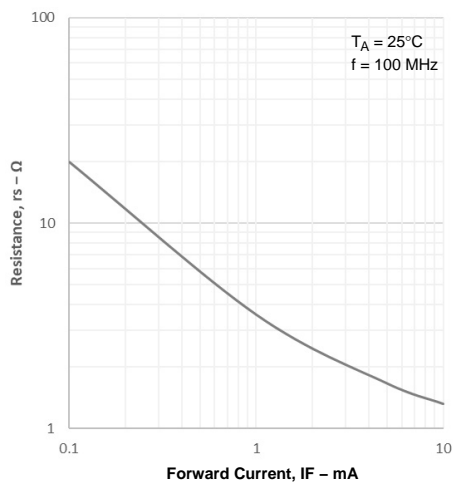
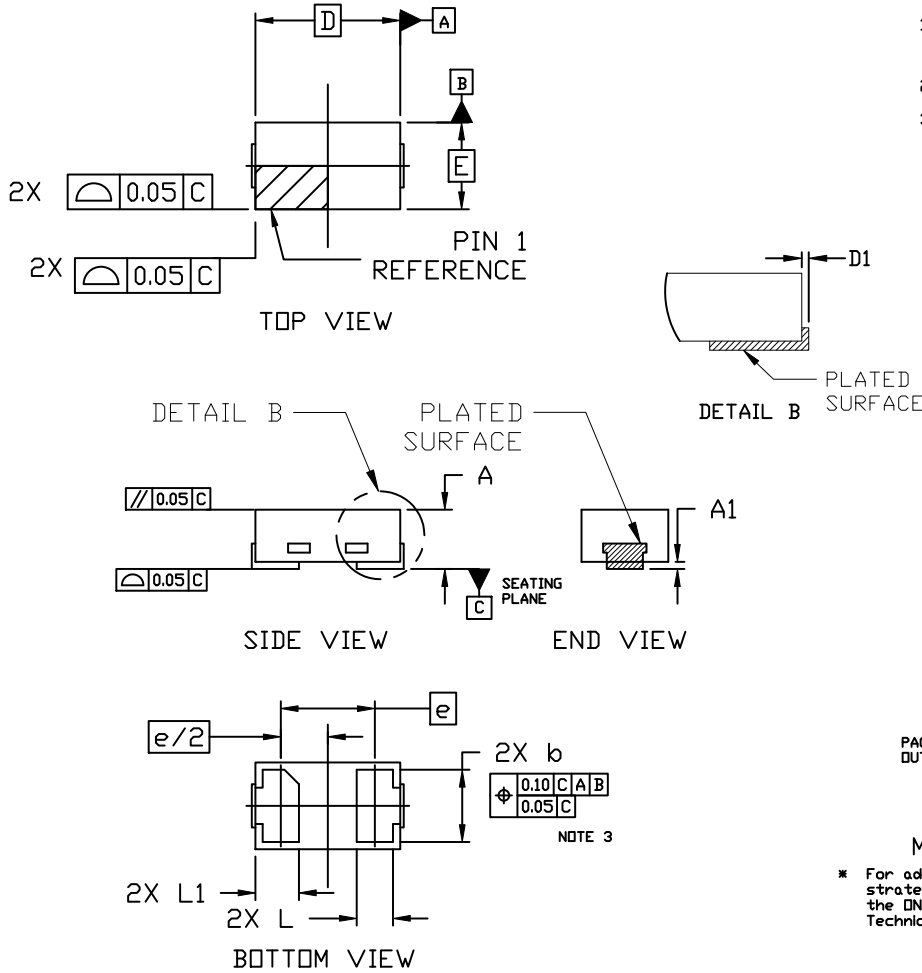


Figure 5.  $r_s - I_F$

# NSDP301MX2W

## PACKAGE DIMENSIONS

**X2DFNW2 1.0x0.6, 0.65P**  
CASE 711BG  
ISSUE C



### NOTES:

1. DIMENSIONING AND TOLERANCING PER ASME Y14.5M, 2009.
2. CONTROLLING DIMENSION: MILLIMETERS
3. DIMENSION  $b$  APPLIES TO THE PLATED TERMINAL AND IS MEASURED BETWEEN 0.15 AND 0.30 FROM THE TERMINAL TIP.

DIM	MILLIMETERS		
	MIN.	NDM.	MAX.
A	0.34	0.37	0.40
A1	---	---	0.05
$b$	0.45	0.50	0.55
D	0.90	1.00	1.10
D1	---	---	0.05
E	0.50	0.60	0.70
$e$	0.65 BSC		
L	0.22 REF		
L1	0.24	0.285	0.34

- \* For additional information on our Pb-Free strategy and soldering details, please download the ON Semiconductor Soldering and Mounting Techniques Reference Manual, SLDERRM/D.

ON Semiconductor and are trademarks of Semiconductor Components Industries, LLC dba ON Semiconductor or its subsidiaries in the United States and/or other countries. ON Semiconductor owns the rights to a number of patents, trademarks, copyrights, trade secrets, and other intellectual property. A listing of ON Semiconductor's product/patent coverage may be accessed at [www.onsemi.com/site/pdf/Patent-Marking.pdf](http://www.onsemi.com/site/pdf/Patent-Marking.pdf). ON Semiconductor reserves the right to make changes without further notice to any products herein. ON Semiconductor makes no warranty, representation or guarantee regarding the suitability of its products for any particular purpose, nor does ON Semiconductor assume any liability arising out of the application or use of any product or circuit, and specifically disclaims any and all liability, including without limitation special, consequential or incidental damages. Buyer is responsible for its products and applications using ON Semiconductor products, including compliance with all laws, regulations and safety requirements or standards, regardless of any support or applications information provided by ON Semiconductor. "Typical" parameters which may be provided in ON Semiconductor data sheets and/or specifications can and do vary in different applications and actual performance may vary over time. All operating parameters, including "Typicals" must be validated for each customer application by customer's technical experts. ON Semiconductor does not convey any license under its patent rights nor the rights of others. ON Semiconductor products are not designed, intended, or authorized for use as a critical component in life support systems or any FDA Class 3 medical devices or medical devices with a same or similar classification in a foreign jurisdiction or any devices intended for implantation in the human body. Should Buyer purchase or use ON Semiconductor products for any such unintended or unauthorized application, Buyer shall indemnify and hold ON Semiconductor and its officers, employees, subsidiaries, affiliates, and distributors harmless against all claims, costs, damages, and expenses, and reasonable attorney fees arising out of, directly or indirectly, any claim of personal injury or death associated with such unintended or unauthorized use, even if such claim alleges that ON Semiconductor was negligent regarding the design or manufacture of the part. ON Semiconductor is an Equal Opportunity/Affirmative Action Employer. This literature is subject to all applicable copyright laws and is not for resale in any manner.

### PUBLICATION ORDERING INFORMATION

**LITERATURE FULFILLMENT:**  
Email Requests to: [orderlit@onsemi.com](mailto:orderlit@onsemi.com)

**TECHNICAL SUPPORT**  
**North American Technical Support:**  
Voice Mail: 1 800-282-9855 Toll Free USA/Canada  
Phone: 011 421 33 790 2910

**Europe, Middle East and Africa Technical Support:**  
Phone: 00421 33 790 2910  
For additional information, please contact your local Sales Representative