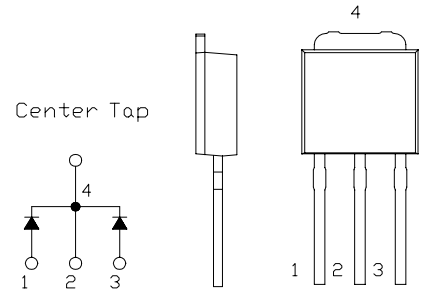


6A 200V
SBD Type : ECH06A20

OUTLINE DRAWING

構造 : ショットキーバリアダイオード(SBD)
 Construction: Schottky barrier Diode
 カソード コモン型

用途 : 高周波整流用
 Application : High Frequency Rectification


最大定格 / Maximum Ratings

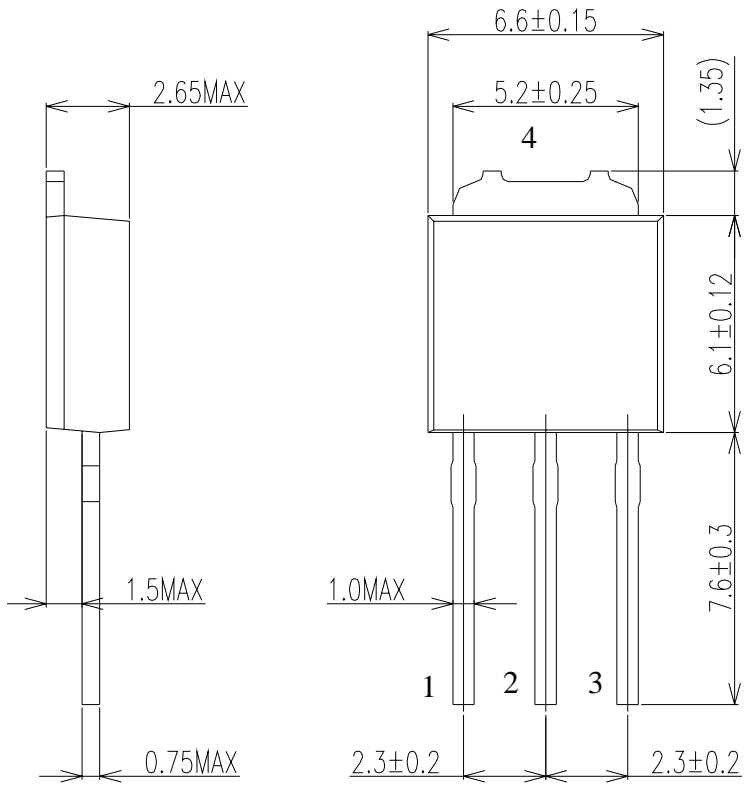
Approx Net Weight:0.35g

| Rating | Symbol | ECH06A20 | | Unit |
|--|--------------|--------------|--|------|
| くり返しピーク逆電圧 Repetitive Peak Reverse Voltage | V_{RRM} | 200 | | V |
| 平均整流電流 Average Rectified Output Current | I_0 | 6.0 | Tc=116 50 Hz, 正弦全波通電、抵抗負荷 Full Sine Wave Resistive Load | A |
| | | 1.0 | Ta=50 同上 基盤実装時 P.C.Board mounted | |
| 実効順電流 RMS Forward Current | $I_{F(RMS)}$ | 6.66 | | A |
| サージ順電流 Surge Forward Current | I_{FSM} | 60 | 50 Hz 正弦全波, 1サイクル, 非くり返し Full Sine Wave, 1cycle, Non-repetitive | A |
| 動作接合温度範囲 Operating Junction Temperature Range | Tjw | - 40 ~ + 150 | | |
| 保存温度範囲 Storage Temperature Range | Tstg | - 40 ~ + 150 | | |

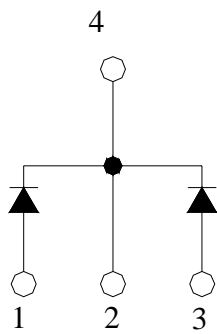
電氣的・熱的特性 / Electrical・Thermal Characteristics

| Characteristics | Symbol | Conditions | Min | Typ | Max. | Unit |
|--------------------------------|----------|--|-----|-----|------|---------|
| ピーク逆電流 Peak Reverse Current | I_{RM} | Tj=25 , $V_{RM}=V_{RRM}$ per Diode | - | - | 200 | μ A |
| ピーク順電圧 Peak Forward Voltage | V_{FM} | Tj=25 , $I_{FM}= 3A$ per Diode | - | - | 0.90 | V |
| 熱抵抗 Thermal Resistance | Rth(j-c) | 接合部・ケース間 Junction to Case | - | - | 5 | /W |
| | Rth(j-a) | 接合部・周囲間 (基盤実装時) Junction to Ambient (with P.C.Board mounted) | | | 80 | |

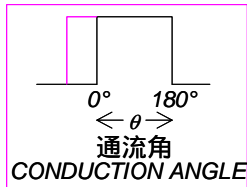
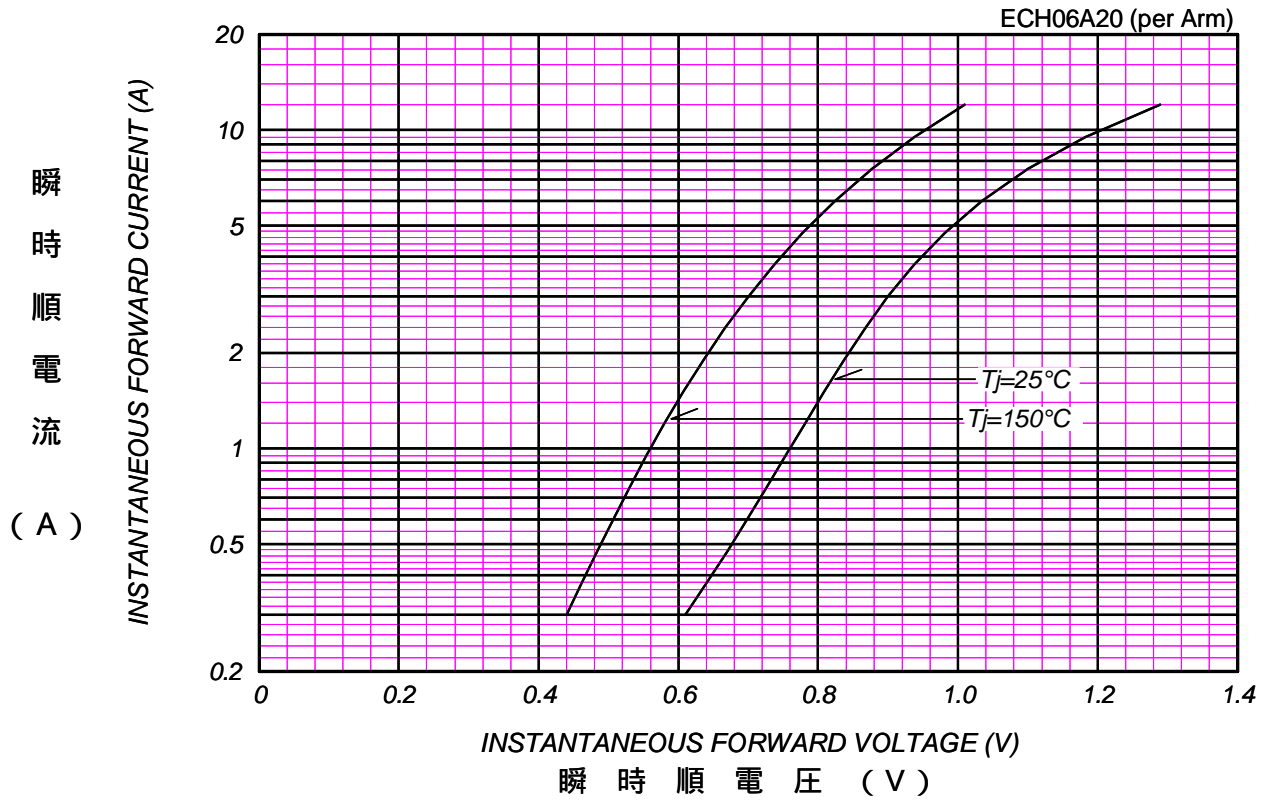
ECH06A *外形図 (mm)



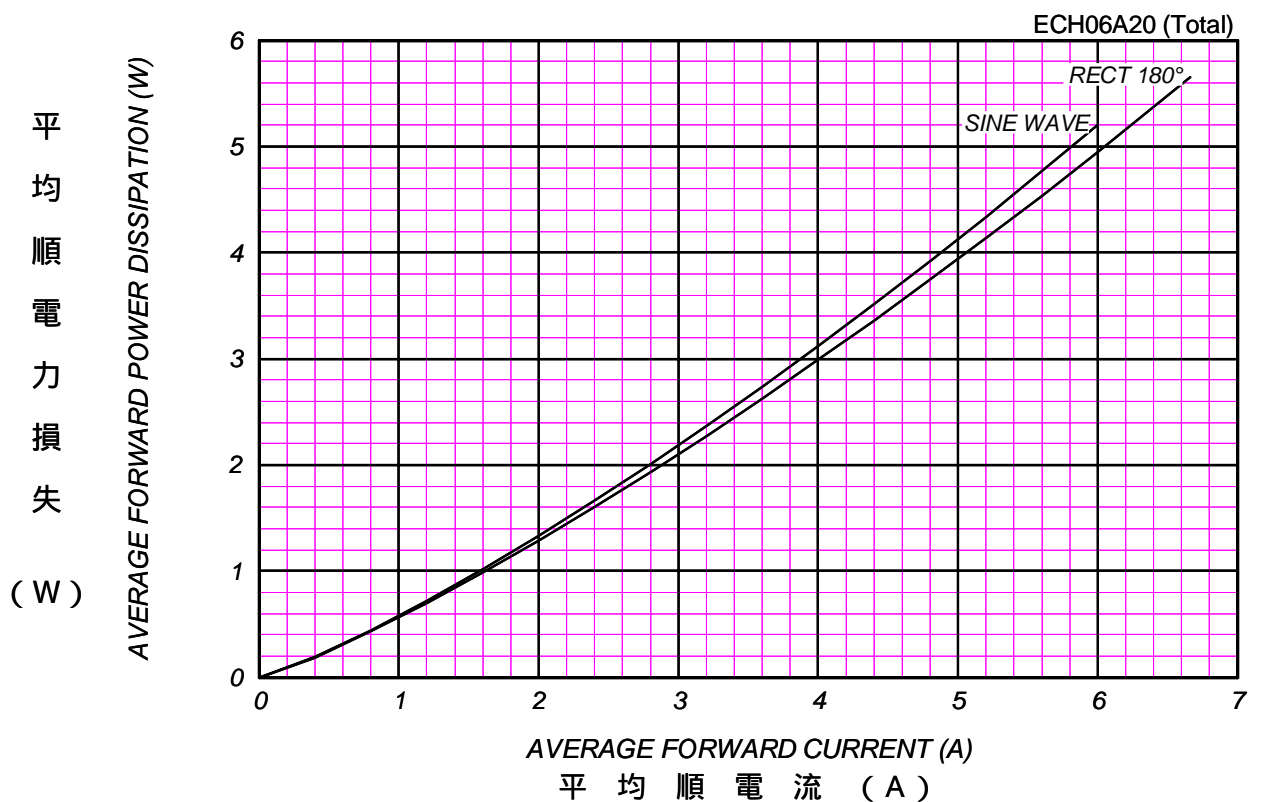
Center Tap



順電压特性
FORWARD CURRENT VS. VOLTAGE

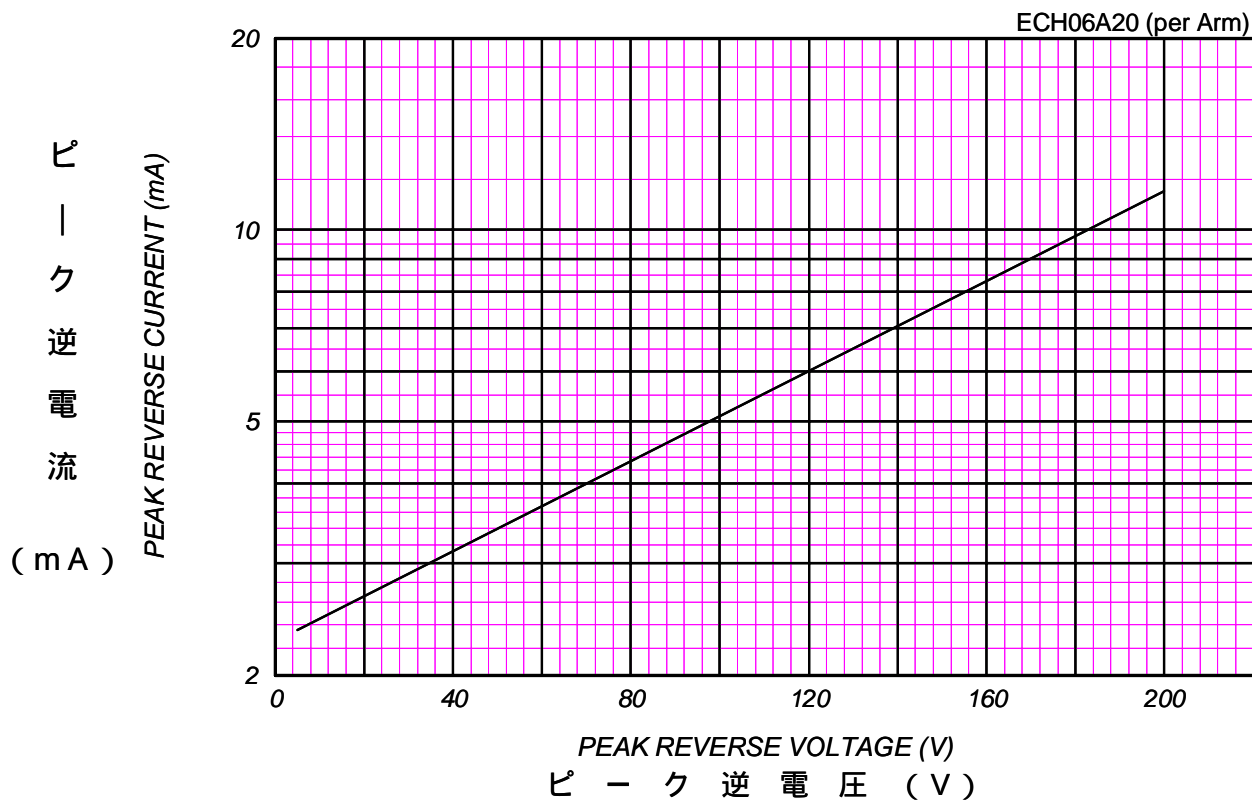


平均順電力損失特性
AVERAGE FORWARD POWER DISSIPATION

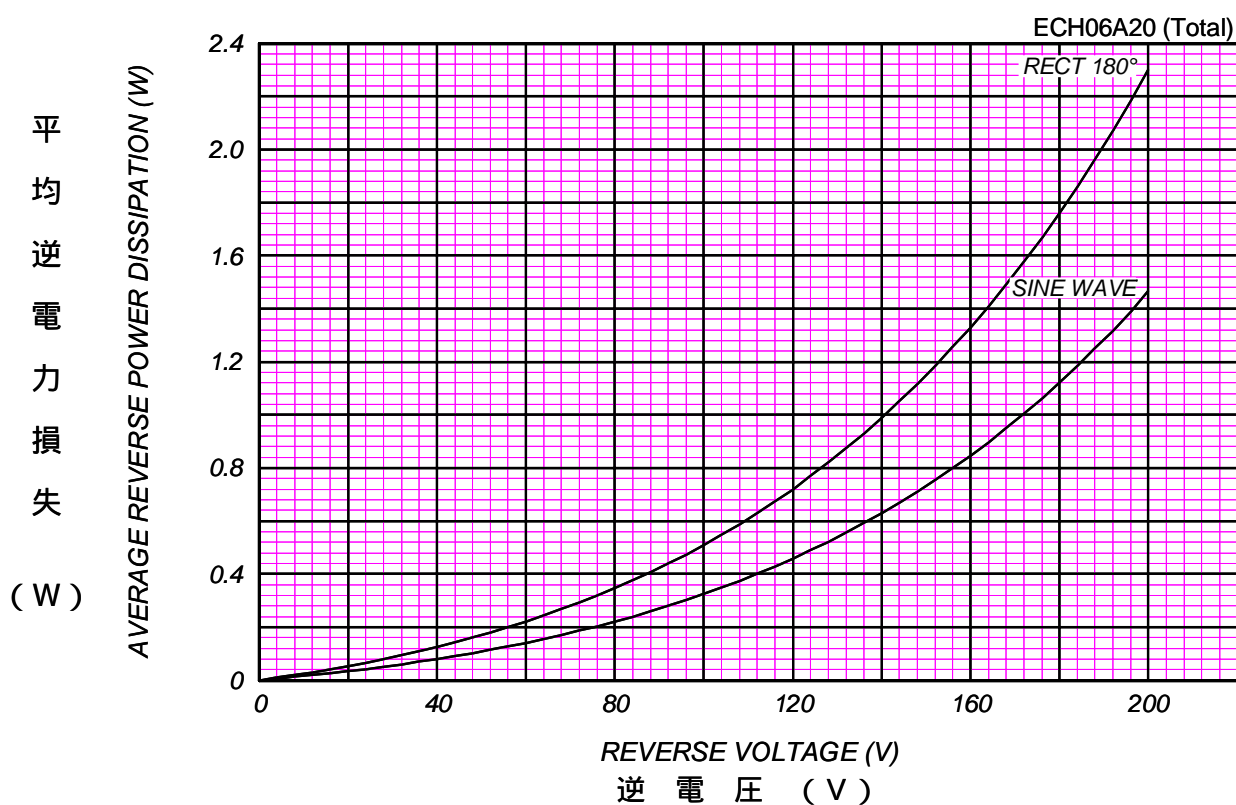


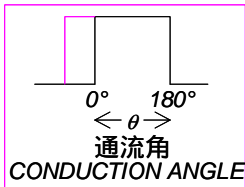
ピーク逆電流 - ピーク逆電圧特性
 PEAK REVERSE CURRENT VS. PEAK REVERSE VOLTAGE

T_j = 150 °C



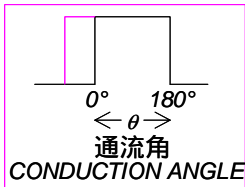
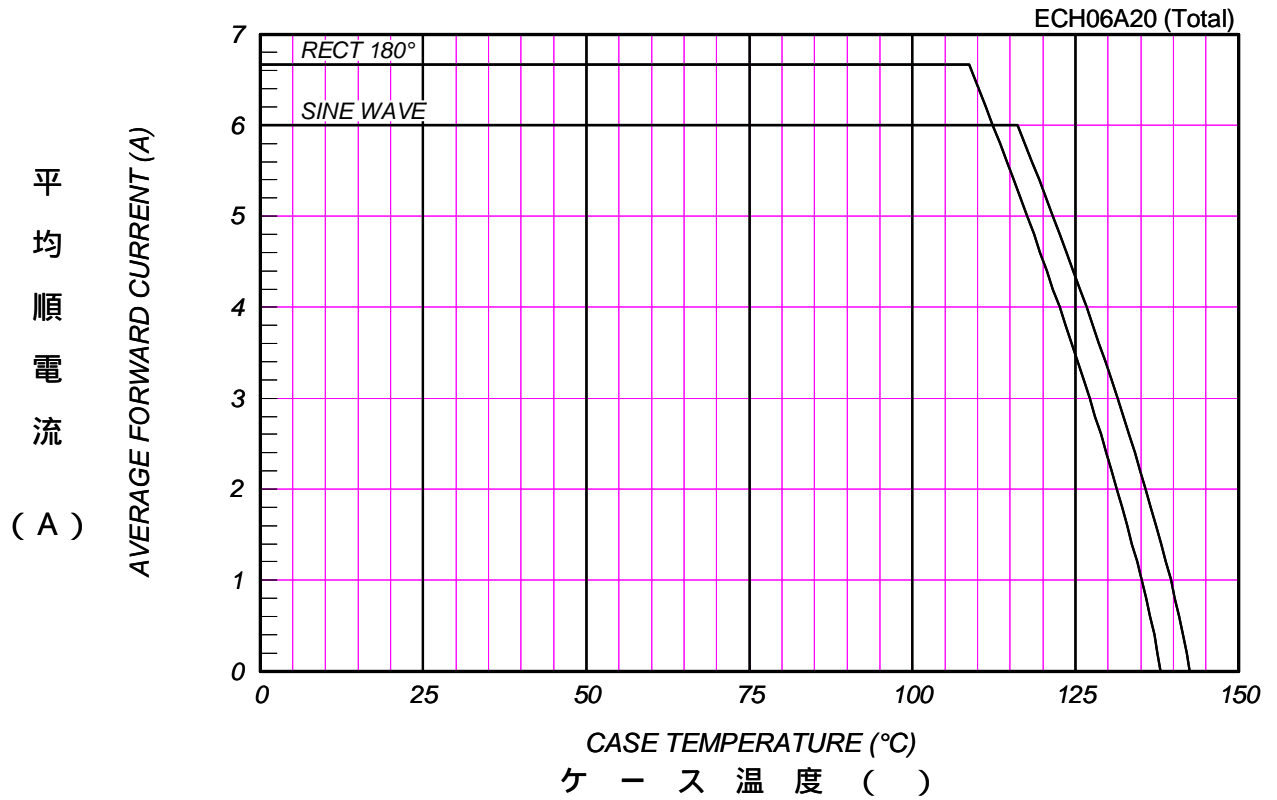
平均逆電力損失
 AVERAGE REVERSE POWER DISSIPATION





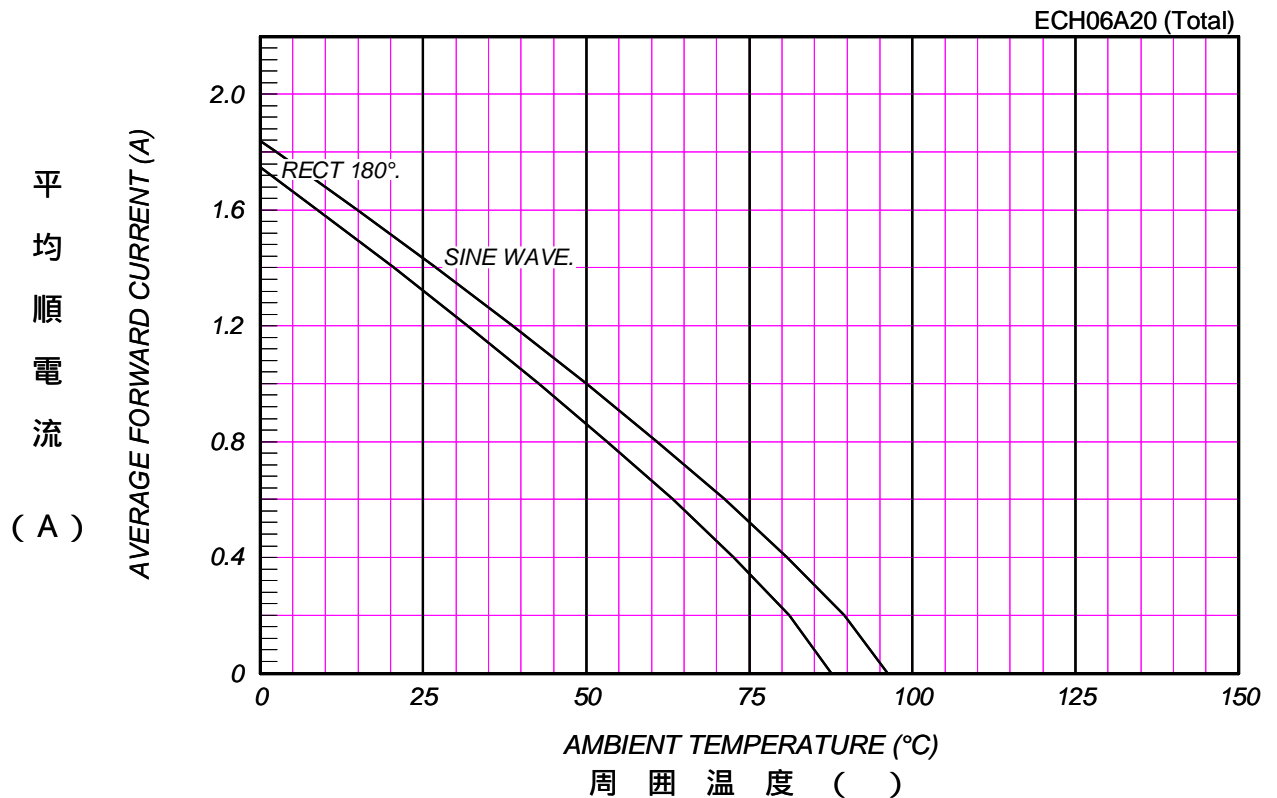
平均順電流 - ケース温度定格
AVERAGE FORWARD CURRENT VS. CASE TEMPERATURE

$V_{RM}=200V$



平均順電流 - 周囲温度定格
AVERAGE FORWARD CURRENT VS. AMBIENT TEMPERATURE

P.C. Board mounted(Print land=20x20mm), $V_{RM}=200V$



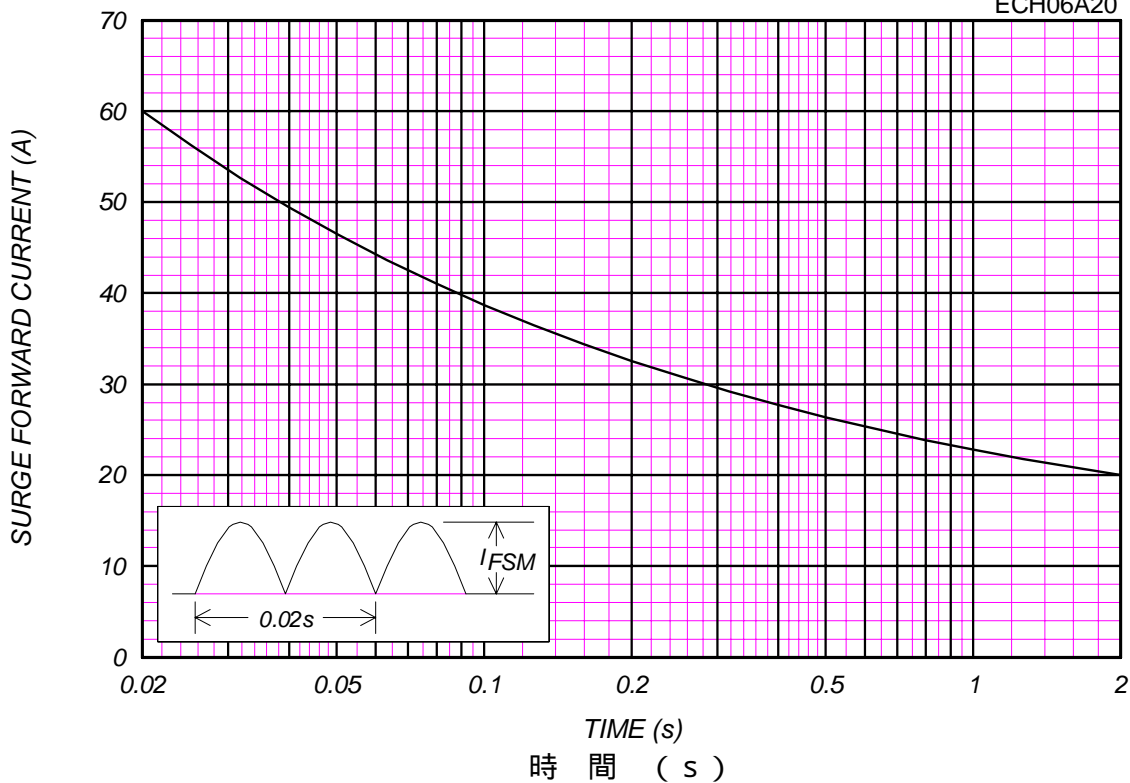
サージ順電流定格 SURGE CURRENT RATINGS

f=50Hz,Sine Wave,Non-Repetitive,No Load

ECH06A20

サ
ー
ジ
順
電
流

(A)



接合容量特性 JUNCTION CAPACITANCE VS. REVERSE VOLTAGE

T_j=25°C,V_m=20mV_{RMS},f=100kHz,Typical Value

ECH06A20 (per Arm)

接
合
容
量

(pF)

