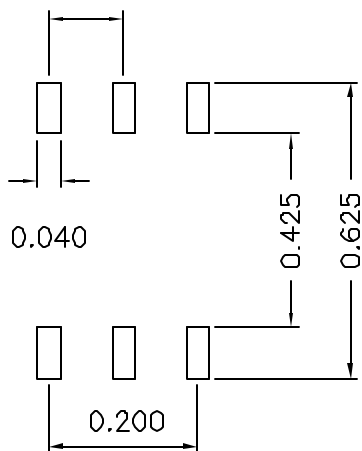
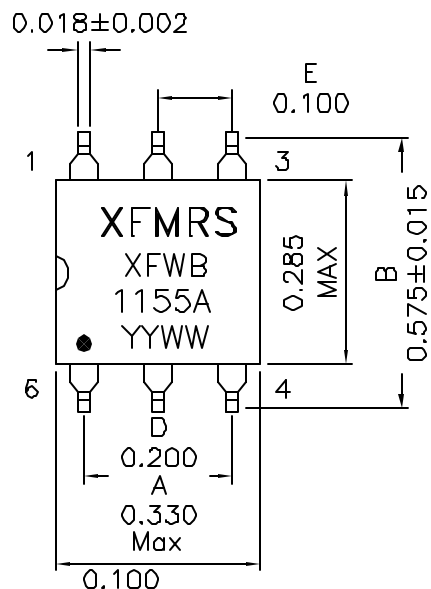
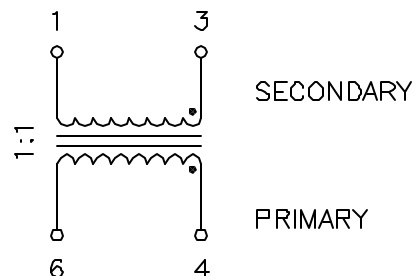
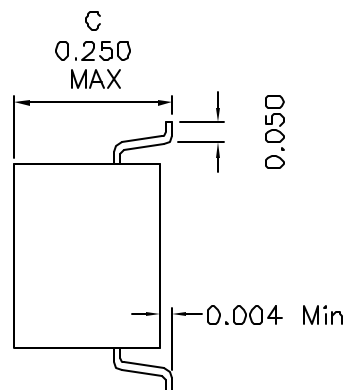


1. Dimensions:



SUGGESTED PCB LAYOUT

2. Schematic:



3. Electrical Specifications: @25°C

ISOLATION: 300VAC

OCL(PIN1-3): 90uH Minimum @100KHz,50mV

TURNS RATIO: (PIN6-4):(PIN1-3)=1:1±3%

IMPD RATIO: (PIN6-4):(PIN1-3)=1:1 Ohms

BANDWIDTH 3dB FREQ.: 0.01MHz - 150MHz

INSERTION LOSS 3dB TYP FREQ.: 0.01MHz - 150MHz

INSERTION LOSS 2dB TYP FREQ.: 0.02MHz - 100MHz

INSERTION LOSS 1dB TYP FREQ.: 0.05MHz - 50MHz

Notes:

1. Solderability: Leads shall meet MIL-STD-202, Method 208D for solderability.
2. Flammability: UL94V-0
3. ASTM oxygen index: > 28%
4. Insulation System: Class F 155°C. UL file E151556
5. Operating Temperature Range: All listed parameters are to be within tolerance from -40°C to +85°C
6. Storage Temperature Range: -55°C to +125°C
7. Aqueous wash compatible
8. SMD Lead Coplanarity: ±0.004"(0.102mm)
9. Moisture Sensitivity: Level 2
10. Electrical and mechanical specifications 100% tested

NOTES: THE IMPEDANCE IS ALL REFERRED TO A 50 OHMS SYSTEM

XFMRS Inc		Title: RF WIDEBAND TRANSFORMERS	
UNLESS OTHERWISE SPECIFIED TOLERANCES: .xxx ±0.010 Dimensions in INCH	P/N: XFWB1155-A0	REV. B	
	DWN.	罗振江	Nov-28-05
	CHK.	廖玉坤	Nov-28-05
	APP.	MS	Nov-28-05
SHEET 1 OF 1			

DOC. REV: B/7

PROPRIETARY

Document is the property of XFMRS Group & is not allowed to be duplicated without authorization.