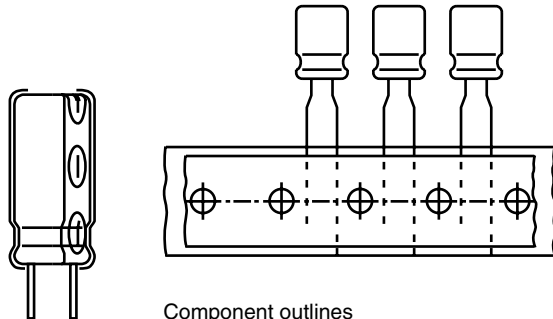


Aluminum Capacitors Radial Style



Component outlines

FEATURES

- Polarized aluminum electrolytic capacitors, non-solid electrolyte
- Radial leads, cylindrical aluminum case
- Miniaturized, high CV-product per unit volume
- Extended temperature range: 105 °C
- Low impedance
- Long lifetime



RoHS
COMPLIANT

APPLICATIONS

- General purpose, industrial, telecommunications, power supplies and audio-video
- Coupling, decoupling, timing, smoothing, filtering and buffering
- Portable and mobile units (small size, low mass)

QUICK REFERENCE DATA			
DESCRIPTION	UNIT	VALUE	
Nominal case size (Ø D x L)	mm	5 x 11 to 18 x 40	
Rated capacitance range C_R	μF	0.22 to 15 000	
Capacitance tolerance	%	± 20	
Rated voltage range	V	6.3 to 450	
Category temperature range	°C	6.3 to 350 V - 40 to + 105	
Load Life $U_R \leq 100 \text{ V}$ $U_R > 100 \text{ V}$	h	5 x 11 to 6.3 x 11	8 x 11.5
		2000	3000
		2000	
Based on sectional specification		IEC 60384-4/EN 130300	
Climatic category IEC 60068		40/105/56	25/105/56

SELECTION CHART FOR C_R , U_R AND RELEVANT NOMINAL CASE SIZES (Ø D x L in mm)

C_R (μF)	RATED VOLTAGE (V) (Continuation see next page)							
	6.3	10	16	25	35	50	63	100
0.22	→	→	→	→	→	5 x 11	-	-
0.47	→	→	→	→	→	5 x 11	-	-
1.0	→	→	→	→	→	5 x 11	-	-
2.2	→	→	→	→	→	5 x 11	-	5 x 11
3.3	→	→	→	→	→	5 x 11	5 x 11	5 x 11
4.7	→	→	→	→	5 x 11	5 x 11	5 x 11	5 x 11
10	→	→	→	→	5 x 11	5 x 11	5 x 11	6.3 x 11
22	→	→	→	→	5 x 11	5 x 11	6.3 x 11	8 x 11.5
33	→	→	→	→	5 x 11	→	6.3 x 11	10 x 12.5
47	→	→	→	5 x 11	6.3 x 11	6.3 x 11	8 x 11.5	10 x 16
100	→	5 x 11	→	6.3 x 11	8 x 11.5	8 x 11.5	10 x 16	12.5 x 20
150	→	→	6.3 x 11	→	8 x 11.5	10 x 12.5	10 x 20	12.5 x 25
220	→	6.3 x 11	→	8 x 11.5	10 x 12.5	10 x 16	10 x 25	16 x 25
330	6.3 x 11	→	8 x 11.5	10 x 12.5	10 x 16	10 x 20	12.5 x 20	16 x 31.5
470	→	8 x 11.5	10 x 12.5	10 x 16	10 x 20	12.5 x 20	16 x 20	18 x 40
1000	10 x 12.5	10 x 16	10 x 20	12.5 x 20	12.5 x 25	16 x 25	16 x 35.5	-
1500	→	10 x 20	12.5 x 20	16 x 20	16 x 25	16 x 31.5	-	-
2200	→	12.5 x 20	12.5 x 25	16 x 25	16 x 31.5	18 x 35.5	-	-
3300	12.5 x 20	12.5 x 25	16 x 25	16 x 31.5	18 x 35.5	-	-	-
4700	→	16 x 25	16 x 31.5	18 x 35.5	-	-	-	-
6800	16 x 25	16 x 31.5	18 x 35.5	-	-	-	-	-
10 000	16 x 31.5	18 x 35.5	-	-	-	-	-	-
15 000	18 x 35.5	-	-	-	-	-	-	-

Note 10 % capacitance tolerance on request

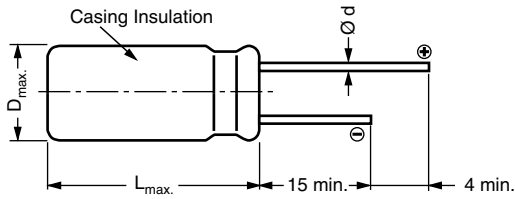
SELECTION CHART FOR C_R, U_R AND RELEVANT NOMINAL CASE SIZES ($\varnothing D \times L$ in mm)					
C_R (μF)	RATED VOLTAGE (V)				
	160	200	250	400	450
3.3	→	→	→	→	10 x 20
4.7	→	→	→	→	12.5 x 20
10	→	→	10 x 20	10 x 20	12.5 x 25
22	→	10 x 20	12.5 x 20	12.5 x 25	16 x 25
33	10 x 20	12.5 x 20	12.5 x 25	16 x 20	16 x 31.5
47	→	12.5 x 20	12.5 x 25	16 x 25	18 x 31.5
100	→	16 x 25	16 x 31.5	18 x 40	-
150	16 x 31.5	18 x 25	18 x 31.5	-	-
220	16 x 31.5	18 x 31.5	18 x 40	-	-
330	18 x 31.5	-	-	-	-

Note

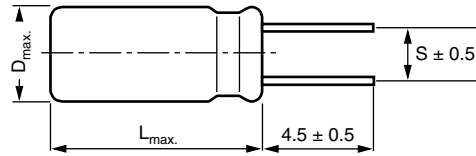
10 % capacitance tolerance on request

RADIAL STYLE: DIMENSIONS in millimeters									
$\varnothing D$	5	6.3	8	10	12.5	16	18	22	25
S	2.0	2.5	3.5	5.0	5.0	7.5	7.5	10.0	12.5
$\varnothing d$	0.5	0.5	0.6	0.6	0.6	0.8	0.8	1.0	1.0
β	1.5			2.0					
α	0.5							1.0	

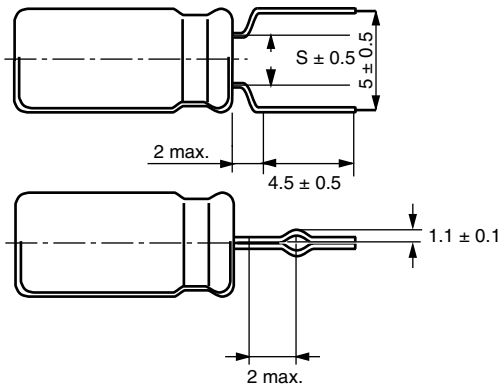
DIMENSIONS in millimeters **AND AVAILABLE FORMS**



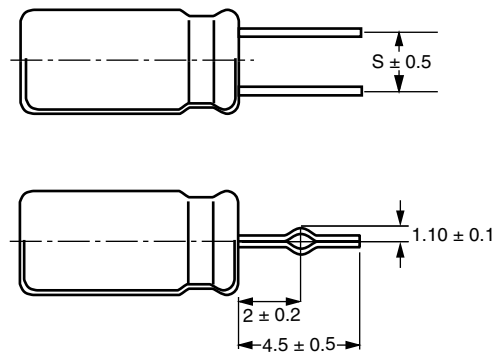
Ø D ≤ 18 long leads MALREKE00...



Ø D ≤ 18 shortened leads MALREKE05...
(S = 2/2.5/3.5/5/7.5 mm)



Ø D ≤ 8 leads shortened and formed MALREKE09...
(S = 2.0/2.5/3.5 mm)



10 ≤ Ø D ≤ 18 leads shortened and formed MALREKE06...
(S = 5/7.5 mm)

GENERAL NOTE

- For Standard Packaging Quantity (SPQ) and Minimum Order Quantity (MOQ) please refer to our price list or contact customer service
- For other packaging forms please refer to Vishay Roederstein General Information

ELECTRICAL DATA	
SYMBOL	DESCRIPTION
U_R	rated voltage
C_R	rated capacitance at 120 Hz
$\tan \delta$	max. dissipation factor at 120 Hz
R_{ESR}	calculated equivalent series resistance at 120 Hz
I_R	rated ripple current (rms)
Z	max. impedance

Note
Unless otherwise specified, all electrical values at
 $T_a = 20^\circ\text{C}$, $P = 80$ to 120 kPa, $RH = 45$ to 75%

ORDERING EXAMPLE

EKE 470 $\mu\text{F}/35$ V, $\pm 20\%$, size: 10 x 20 mm
Leads: Long
Ordering code: MALREKE00DE34700K

Leads: Short
Ordering code: MALREKE05...

For $5 \leq \text{Ø D} \leq 8$ mm
Leads: Bent open, shortened and formed
Ordering code: MALREKE09...

For $10 \leq \text{Ø D} \leq 18$ mm
Leads: Shortened and formed
Ordering code: MALREKE06 ...



Aluminum Capacitors
Radial Style

Vishay Roederstein

ELECTRICAL DATA AND ORDERING INFORMATION								
U _R (V)	C _R 120 Hz (μF)	DIMENSIONS Ø D x L (mm)	tan δ 120 Hz	R _{ESR} 120 Hz/ 20 °C (Ω)	Z 100 kHz/ 20 °C (Ω)	I _R 100 kHz/ 105 °C (mA)	WEIGHT (g)	CATALOG NUMBER (LONG LEADS)
6.3	330	6.3 x 11	0.22	0.884	0.30	280	0.43	MALREKE00BA333B00K
	1000	10 x 12.5	0.22	0.292	0.10	660	1.90	MALREKE00DC410B00K
	3300	12.5 x 20	0.28	0.113	0.050	1400	4.50	MALREKE00FE433B00K
	6800	16 x 25	0.34	0.066	0.030	2100	6.60	MALREKE00JG468B00K
	10 000	16 x 31.5	0.40	0.053	0.025	2600	9.00	MALREKE00JS510B00K
	15 000	18 x 35.5	0.50	0.044	0.022	3000	11.5	MALREKE00KL515B00K
10	100	5 x 11	0.19	2.520	0.65	180	0.42	MALREKE00AA310C00K
	220	6.3 x 11	0.19	1.145	0.30	280	0.43	MALREKE00BA322C00K
	470	8 x 11.5	0.19	0.536	0.14	450	1.05	MALREKE00PB347C00K
	1000	10 x 16	0.19	0.252	0.080	850	2.40	MALREKE00DD410C00K
	1500	10 x 20	0.21	0.186	0.054	1100	3.00	MALREKE00DE415C00K
	2200	12.5 x 20	0.23	0.139	0.050	1400	4.50	MALREKE00FE422C00K
	3300	12.5 x 25	0.25	0.100	0.038	1700	4.70	MALREKE00FG433C00K
	4700	16 x 25	0.27	0.076	0.030	2100	6.60	MALREKE00JG447C00K
	6800	16 x 31.5	0.31	0.060	0.025	2600	9.00	MALREKE00JS468C00K
	10 000	18 x 35.5	0.37	0.049	0.022	3000	11.5	MALREKE00KL510C00K
16	150	6.3 x 11	0.16	1.415	0.30	280	0.43	MALREKE00BA315D00K
	330	8 x 11.5	0.16	0.643	0.14	450	1.05	MALREKE00PB333D00K
	470	10 x 12.5	0.16	0.452	0.10	660	1.90	MALREKE00DC347D00K
	1000	10 x 20	0.16	0.212	0.054	1100	3.00	MALREKE00DE410D00K
	1500	12.5 x 20	0.18	0.159	0.050	1400	4.50	MALREKE00FE415D00K
	2200	12.5 x 25	0.20	0.121	0.038	1700	4.70	MALREKE00FG422D00K
	3300	16 x 25	0.22	0.088	0.030	2100	6.60	MALREKE00JG433D00K
	4700	16 x 31.5	0.24	0.068	0.025	2600	9.00	MALREKE00JS447D00K
	6800	18 x 35.5	0.28	0.055	0.022	3000	11.5	MALREKE00KL468D00K
25	47	5 x 11	0.14	3.951	0.65	180	0.42	MALREKE00AA247E00K
	100	6.3 x 11	0.14	1.857	0.30	280	0.43	MALREKE00BA310E00K
	220	8 x 11.5	0.14	0.844	0.14	450	1.05	MALREKE00PB322E00K
	330	10 x 12.5	0.14	0.563	0.10	660	1.90	MALREKE00DC333E00K
	470	10 x 16	0.14	0.395	0.080	850	2.40	MALREKE00DD347E00K
	1000	12.5 x 20	0.14	0.186	0.050	1400	4.50	MALREKE00FE410E00K
	1500	16 x 20	0.16	0.141	0.030	2100	5.80	MALREKE00JE415E00K
	2200	16 x 25	0.18	0.109	0.030	2100	6.60	MALREKE00JG422E00K
	3300	16 x 31.5	0.20	0.080	0.025	2600	9.00	MALREKE00JS433E00K
	4700	18 x 35.5	0.22	0.062	0.022	3000	11.5	MALREKE00KL447E00K
35	4.7	5 x 11	0.12	33.86	0.70	180	0.42	MALREKE00AA147F00K
	10	5 x 11	0.12	15.92	0.70	180	0.42	MALREKE00AA210F00K
	22	5 x 11	0.12	7.235	0.70	180	0.42	MALREKE00AA222F00K
	33	5 x 11	0.12	4.823	0.65	180	0.42	MALREKE00AA233F00K
	47	6.3 x 11	0.12	3.386	0.30	280	0.43	MALREKE00BA247F00K
	100	8 x 11.5	0.12	1.592	0.14	450	1.05	MALREKE00PB310F00K
	150	8 x 11.5	0.12	1.061	0.14	450	1.05	MALREKE00PB315F00K
	220	10 x 12.5	0.12	0.723	0.10	660	1.90	MALREKE00DC322F00K
	330	10 x 16	0.12	0.482	0.080	850	2.40	MALREKE00DD333F00K
	470	10 x 20	0.12	0.339	0.054	1100	3.00	MALREKE00DE347F00K
	1000	12.5 x 25	0.12	0.159	0.038	1700	4.70	MALREKE00FG410F00K
	1500	16 x 25	0.14	0.124	0.030	2100	6.60	MALREKE00JG415F00K
	2200	16 x 31.5	0.16	0.096	0.025	2600	9.00	MALREKE00JS422F00K
	3300	18 x 35.5	0.18	0.072	0.022	3000	11.5	MALREKE00KL433F00K

ELECTRICAL DATA AND ORDERING INFORMATION

U_R (V)	C_R 120 Hz (μ F)	DIMENSIONS \varnothing D x L (mm)	$\tan \delta$ 120 Hz	R_{ESR} 120 Hz/ 20 °C (Ω)	Z 100 kHz/ 20 °C (Ω)	I_R 100 kHz/ 105 °C (mA)	WEIGHT (g)	CATALOG NUMBER (LONG LEADS)
50	0.22	5 x 11	0.10	602.9	8.00	18	0.42	MALREKE00AA022H00K
	0.47	5 x 11	0.10	282.2	5.00	25	0.42	MALREKE00AA047H00K
	1.0	5 x 11	0.10	132.6	3.50	40	0.42	MALREKE00AA110H00K
	2.2	5 x 11	0.10	60.29	3.00	55	0.42	MALREKE00AA122H00K
	3.3	5 x 11	0.10	40.19	2.60	65	0.42	MALREKE00AA133H00K
	4.7	5 x 11	0.10	28.22	2.30	90	0.42	MALREKE00AA147H00K
	10	5 x 11	0.10	13.26	1.40	120	0.42	MALREKE00AA210H00K
	22	5 x 11	0.10	6.029	1.20	150	0.42	MALREKE00AA222H00K
	47	6.3 x 11	0.10	2.822	0.43	250	0.43	MALREKE00BA247H00K
	100	8 x 11.5	0.10	1.326	0.24	340	1.05	MALREKE00PB310H00K
	150	10 x 12.5	0.10	0.884	0.17	490	1.90	MALREKE00DC315H00K
	220	10 x 16	0.10	0.603	0.12	650	2.40	MALREKE00DD322H00K
	330	10 x 20	0.10	0.402	0.10	810	3.00	MALREKE00DE333H00K
	470	12.5 x 20	0.10	0.282	0.085	1100	4.50	MALREKE00FE347H00K
	1000	16 x 25	0.10	0.133	0.043	1600	6.60	MALREKE00JG410H00K
1500	16 x 31.5	0.12	0.106	0.038	2000	9.00	MALREKE00JS415H00K	
2200	18 x 35.5	0.14	0.084	0.034	2300	11.5	MALREKE00KL422H00K	
63	3.3	5 x 11	0.09	36.17	2.00	64	0.42	MALREKE00AA133J00K
	4.7	5 x 11	0.09	25.40	2.00	76	0.42	MALREKE00AA147J00K
	10	5 x 11	0.09	11.94	2.00	111	0.42	MALREKE00AA210J00K
	22	6.3 x 11	0.09	5.426	0.60	190	0.43	MALREKE00BA222J00K
	33	6.3 x 11	0.09	3.617	0.60	233	0.43	MALREKE00BA233J00K
	47	8 x 11.5	0.09	2.540	0.50	328	1.05	MALREKE00PB247J00K
	100	10 x 16	0.09	1.194	0.12	456	2.40	MALREKE00DD310J00K
	150	10 x 20	0.09	0.796	0.10	610	3.00	MALREKE00DE315J00K
	220	10 x 25	0.09	0.543	0.090	809	3.20	MALREKE00DG322J00K
	330	12.5 x 20	0.09	0.362	0.085	1036	4.50	MALREKE00FE333J00K
470	16 x 20	0.09	0.254	0.050	1411	5.80	MALREKE00JE347J00K	
1000	16 x 35.5	0.09	0.119	0.025	1967	10.0	MALREKE00JL410J00K	
100	2.2	5 x 11	0.08	48.23	2.50	52	0.42	MALREKE00AA122L00K
	3.3	5 x 11	0.08	32.15	2.50	64	0.42	MALREKE00AA133L00K
	4.7	5 x 11	0.08	22.58	2.50	76	0.42	MALREKE00AA147L00K
	10	6.3 x 11	0.08	10.61	1.00	128	0.43	MALREKE00BA210L00K
	22	8 x 11.5	0.08	4.823	0.60	224	1.05	MALREKE00PB222L00K
	33	10 x 12.5	0.08	3.215	0.40	319	1.90	MALREKE00DC233L00K
	47	10 x 16	0.08	2.258	0.30	417	2.40	MALREKE00DD247L00K
	100	12.5 x 20	0.08	1.061	0.15	570	4.50	MALREKE00FE310L00K
	150	12.5 x 25	0.08	0.707	0.12	762	4.70	MALREKE00FG315L00K
	220	16 x 25	0.08	0.482	0.070	1250	6.60	MALREKE00JG322L00K
	330	16 x 31.5	0.08	0.322	0.050	1404	9.00	MALREKE00JS333L00K
470	18 x 40	0.08	0.226	0.030	1980	15.0	MALREKE00KK347L00K	
160	33	10 x 20	0.15	6.029	1.30	565	3.00	MALREKE00DE233M00K
	150	16 x 31.5	0.15	1.326	0.22	1300	9.00	MALREKE00JS315M00K
	220	16 x 31.5	0.15	0.904	0.22	1300	9.00	MALREKE00JS322M00K
	330	18 x 31.5	0.15	0.603	0.22	1700	11.0	MALREKE00KS333M00K
200	22	10 x 20	0.15	9.043	1.50	440	3.00	MALREKE00DE222S00K
	33	12.5 x 20	0.15	6.029	0.91	590	4.50	MALREKE00FE233S00K
	47	12.5 x 20	0.15	4.233	0.91	780	4.50	MALREKE00FE247S00K
	100	16 x 25	0.15	1.989	0.27	1280	6.60	MALREKE00JG310S00K
	150	18 x 25	0.15	1.326	0.27	1500	9.00	MALREKE00KG315S00K
	220	18 x 31.5	0.15	0.904	0.22	1700	11.0	MALREKE00KS322S00K



Aluminum Capacitors
Radial Style

Vishay Roederstein

ELECTRICAL DATA AND ORDERING INFORMATION								
U _R (V)	C _R 120 Hz (μF)	DIMENSIONS Ø D x L (mm)	tan δ 120 Hz	R _{ESR} 120 Hz/ 20 °C (Ω)	Z 100 kHz/ 20 °C (Ω)	I _R 100 kHz/ 105 °C (mA)	WEIGHT (g)	CATALOG NUMBER (LONG LEADS)
250	10	10 x 20	0.15	19.89	3.50	300	3.00	MALREKE00DE210N00K
	22	12.5 x 20	0.15	9.043	2.30	480	4.50	MALREKE00FE222N00K
	33	12.5 x 25	0.15	6.029	1.70	630	4.70	MALREKE00FG233N00K
	47	12.5 x 25	0.15	4.233	1.70	630	4.70	MALREKE00FG247N00K
	100	16 x 31.5	0.15	1.989	0.63	1400	9.00	MALREKE00JS310N00K
	150	18 x 31.5	0.15	1.326	0.42	1450	11.0	MALREKE00KS315N00K
	220	18 x 40	0.15	0.904	0.35	1485	15.0	MALREKE00KK322N00K
400	10	10 x 20	0.20	26.53	2.90	180	3.00	MALREKE00DE210X00K
	22	12.5 x 25	0.20	12.06	1.30	300	4.70	MALREKE00FG222X00K
	33	16 x 20	0.20	8.038	0.91	600	5.80	MALREKE00JE233X00K
	47	16 x 25	0.20	5.644	0.73	700	6.60	MALREKE00JG247X00K
	100	18 x 40	0.20	2.653	0.34	1250	15.0	MALREKE00KK310X00K
450	3.3	10 x 20	0.20	80.38	6.50	150	3.00	MALREKE00DE133P00K
	4.7	12.5 x 20	0.20	56.44	3.60	200	4.50	MALREKE00FE147P00K
	10	12.5 x 25	0.20	26.53	2.50	315	4.70	MALREKE00FG210P00K
	22	16 x 25	0.20	12.06	1.70	570	6.60	MALREKE00JG222P00K
	33	16 x 31.5	0.20	8.038	1.10	620	9.00	MALREKE00JS233P00K
	47	18 x 31.5	0.20	5.644	0.93	900	11.0	MALREKE00KS247P00K

LOW TEMPERATURE BEHAVIOR (at 120 Hz)							
IMPEDANCE RATIO Z (T2)/Z (T1)	RATED VOLTAGE (V)						
T2/T1	6.3	10	16	25 ~ 100	160 ~ 250	350 ~ 450	
- 25/+ 20 °C	4	3	2	2	3	8	
- 40/+ 20 °C	8	6	4	3	4	-	

ADDITIONAL ELECTRICAL DATA			
PARAMETER	CONDITIONS	VALUE	
Current			
Leakage current (Test conditions: U _R , 20 °C)	After 1 minute at U _R	I _{L1} ≤ 0.03 x C _R x U _R	or 4 μA for U _R ≤ 100 V (whichever is greater)
	After 2 minutes at U _R	I _{L2} ≤ 0.01 x C _R x U _R	or 3 μA for U _R ≤ 100 V (whichever is greater)
	After 5 minutes at U _R	I _{L5} ≤ 0.02 x C _R x U _R	or 15 μA for U _R > 100 V (whichever is greater)
Resistance			
Equivalent series resistance (ESR)	Calculated from tan δ _{max} and C _R	ESR = tan δ/2 π f C _R	

MULTIPLIER OF RIPPLE CURRENT (I _R) AS A FUNCTION OF FREQUENCY			
FREQUENCY (Hz)	I _R MULTIPLIER FOR U _R ≤ 100 V		
	C _R ≤ 47 μF	C _R = 68 to 680 μF	C _R ≥ 1000 μF
50	0.34	0.47	0.65
120	0.45	0.59	0.77
300	0.61	0.74	0.85
1000	0.70	0.79	0.88
10 000	0.91	0.88	0.88
100 000	1.00	1.00	1.00

MULTIPLIER OF RIPPLE CURRENT (I_R) AS A FUNCTION OF FREQUENCY

FREQUENCY (Hz)	I_R MULTIPLIER FOR $U_R > 100$ V	
	$C_R = 0.47$ to 220 μ F	$C_R \geq 330$ μ F
50	0.44	0.69
120	0.56	0.77
300	0.69	0.87
1000	0.78	0.87
10 000	0.89	0.88
100 000	1.00	1.00

TEST PROCEDURES AND REQUIREMENTS

TEST	PROCEDURE (quick reference)	REQUIREMENTS
Load life	$T_{amb} = 105$ °C U_R and I_R applied After specified hours	$\Delta C/C: \pm 25$ % of initial value $I_L \leq$ spec. limit $\tan \delta \leq 2$ x spec. limit
Shelf life	$T_{amb} = 105$ °C No voltage applied After 1000 hours After test: U_R to be applied for 30 minutes 24 to 48 hours before measurement	$\Delta C/C: \pm 25$ % of initial value $I_L \leq$ spec. limit $\tan \delta \leq 2$ x spec. limit



Disclaimer

All product specifications and data are subject to change without notice.

Vishay Intertechnology, Inc., its affiliates, agents, and employees, and all persons acting on its or their behalf (collectively, "Vishay"), disclaim any and all liability for any errors, inaccuracies or incompleteness contained herein or in any other disclosure relating to any product.

Vishay disclaims any and all liability arising out of the use or application of any product described herein or of any information provided herein to the maximum extent permitted by law. The product specifications do not expand or otherwise modify Vishay's terms and conditions of purchase, including but not limited to the warranty expressed therein, which apply to these products.

No license, express or implied, by estoppel or otherwise, to any intellectual property rights is granted by this document or by any conduct of Vishay.

The products shown herein are not designed for use in medical, life-saving, or life-sustaining applications unless otherwise expressly indicated. Customers using or selling Vishay products not expressly indicated for use in such applications do so entirely at their own risk and agree to fully indemnify Vishay for any damages arising or resulting from such use or sale. Please contact authorized Vishay personnel to obtain written terms and conditions regarding products designed for such applications.

Product names and markings noted herein may be trademarks of their respective owners.