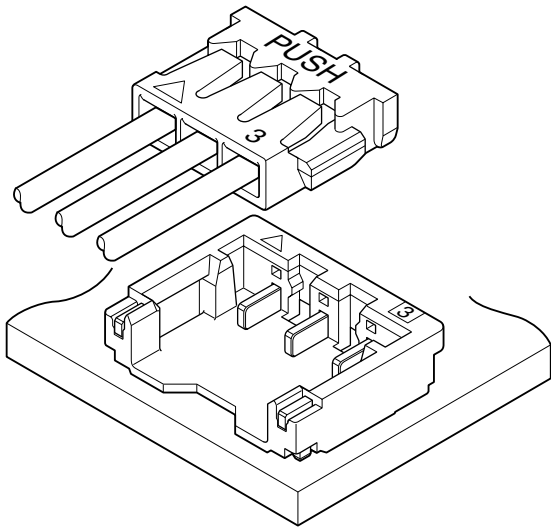


ACH CONNECTOR

1.2mm pitch/Disconnectable Crimp style connectors



This ACH connector is compact and low profile type, height 1.4mm and width 4.3mm, 1.2mm pitch wire-to-board connector.

- Top entry but side feed type
- Connector for DC power supply
- Corresponding to sucking nozzle of pick and place machine

Specifications

- Current rating: 2 A/1 to 3 circuits AC, DC (AWG #28)
1.5 A/4, 5 circuits AC, DC (AWG #28)
- Voltage rating: 50 V AC, DC
- Temperature range: -25°C to +85°C
(including temperature rise in applying electrical current)
- Contact resistance: Initial value/ 10 mΩ max.
After environmental tests/ 20 mΩ max.
- Insulation resistance: 100 MΩ min.
- Withstanding voltage: 500 VAC/minute
- Applicable wire: Conductor size/ AWG #32 to #28
Insulation O.D./ 0.38 to 0.63 mm

- * Refer to "General Instruction and Notice when using Terminals and Connectors" at the end of this catalog.
- * Contact JST for details.
- * Compliant with RoHS.

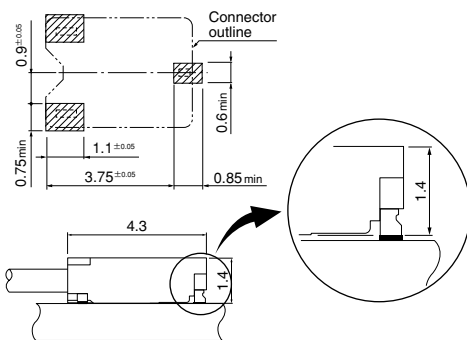
Standards

Recognized E60389

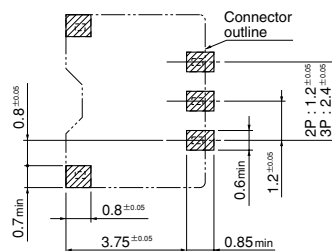
Certified LR20812

PC board layout and Assembly layout

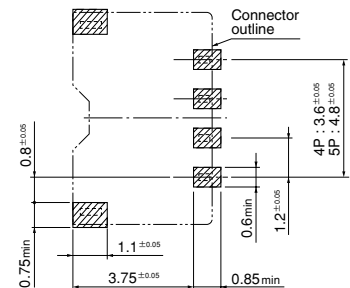
<Single circuit>



<2, 3 circuits>

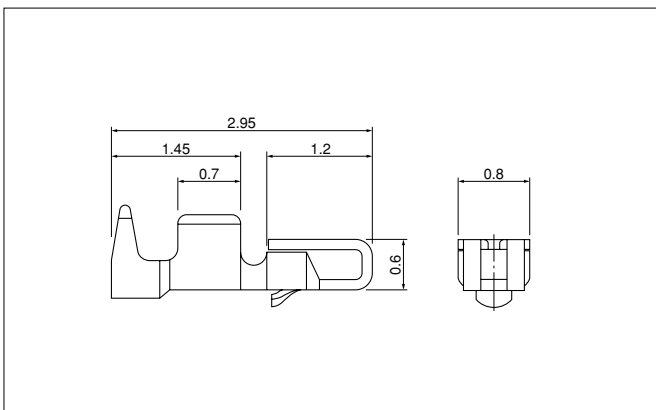


<4, 5 circuits>



- Note: 1. The above figure is the figure viewed from the connector mounting side.
2. Tolerances are non-cumulative: ±0.05 mm for all centers.
3. The dimensions above should serve as a guideline. Contact JST for details.

Contact



Model No.	Applicable wire		Insulation O.D. (mm)	Q'ty/reel
	mm ²	AWG#		
SACH-003G-P0.2	0.05 ~ 0.08	30~28	0.5 ~ 0.63	30,000
SACH-003G-P0.2B	0.032~0.05	32~30	0.38~0.5	30,000

Material and Finish

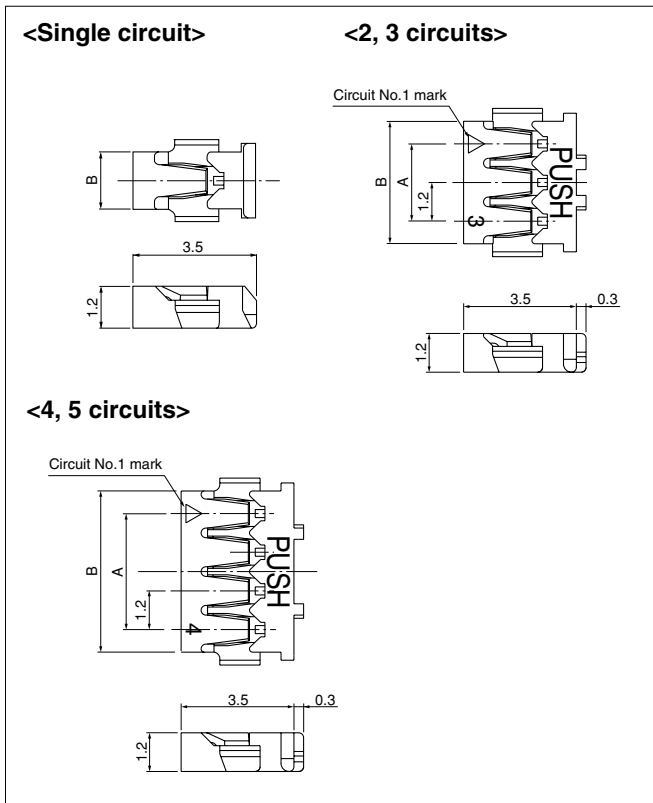
Copper alloy, nickel-undercoated, gold-plated

RoHS compliance

Contact	Crimping machine	Applicator		
		Crimp applicator	Dies	Crimp applicator with dies
SACH-003G-P0.2	AP-K2N	MKS-L-10-3	MK/SACH-003-02	APLMK SACH003-02
		—	—	—
SACH-003G-P0.2B	AP-K2N	MKS-L-10-3	MK/SACH-003-02	APLMK SACH003-02
		—	—	—

ACH CONNECTOR

Housing



Circuits	Model No.	Dimensions (mm)		Q'ty/ bag
		A	B	
1	ACHR-01V-A-S	—	1.6	2,000
2	ACHR-02V-S	1.2	2.6	1,000
3	ACHR-03V-S	2.4	3.8	1,000
4	ACHR-04V-A-S	3.6	5.0	1,000
5	ACHR-05V-A-S	4.8	6.2	1,000

Material

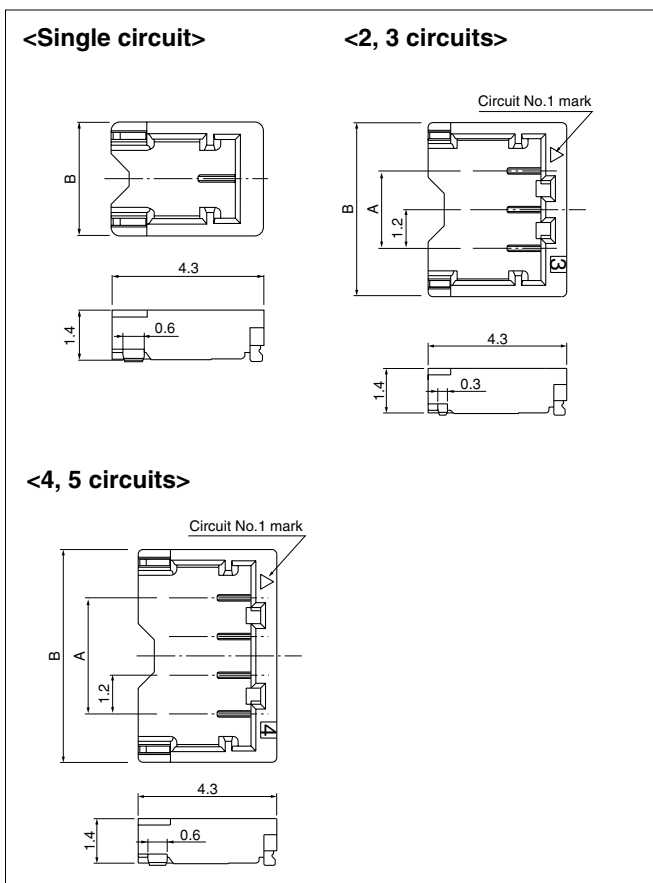
PBT, UL94V-0, natural (white)

RoHS compliance

<For reference> As the color identification, the following alphabet shall be put in the underlined part. For availability, delivery and minimum order quantity, contact JST.

ex. **ACHR-02V-A-S**
S...natural (white)
K...black

Shrouded header



Circuits	Model No.	Dimensions (mm)		Q'ty/ reel
		A	B	
1	BM01B-ACHSS-A-GAN-ETF	—	3.2	4,500
2	BM02B-ACHSS-A-GAN-ETF	1.2	4.2	4,500
3	BM03B-ACHSS-A-GAN-ETF	2.4	5.4	4,500
4	BM04B-ACHSS-A-GAN-ETF	3.6	6.6	4,500
5	BM05B-ACHSS-A-GAN-ETF	4.8	7.8	4,500

Material and Finish

Contact: Copper alloy, nickel-undercoated, gold-plated (nickel-stripe)
Housing: Heat resisting resin, UL94V-0, natural (ivory)
Solder tab: Copper alloy, copper-undercoated, tin-plated (reflow treatment)

RoHS compliance

This product displays (LF)(SN) on a label. <For reference> As the color identification, the following alphabet shall be put in the underlined part. For availability, delivery and minimum order quantity, contact JST.

ex. **BM02B-ACHSS-A-GAN-ETF**
S...natural (ivory)
K...black