

Fig. 1

- Series 3XX are available with straight and right angle solder tails.
- Series 350 & 399...009 use MM #3404 and #5011 pins. See pages 179 & 181 for details.
- Series 301, 310 & 399...003 use MM #0156, #1001 & #1103 receptacles. See pages 136 & 137 for details.
- Receptacles use Hi-Rel, 4 finger #30 BeCu contact rated at 3 amps. See page 218 for details.
- Insulators are high temp. thermoplastic.

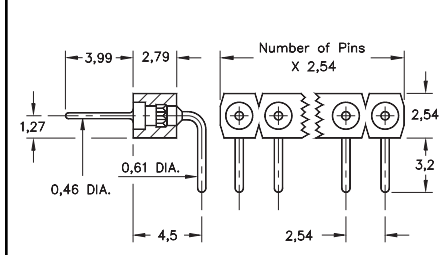



Fig. 2

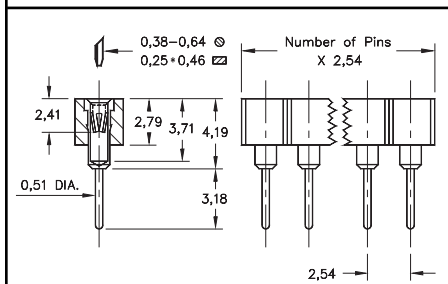


Fig. 3

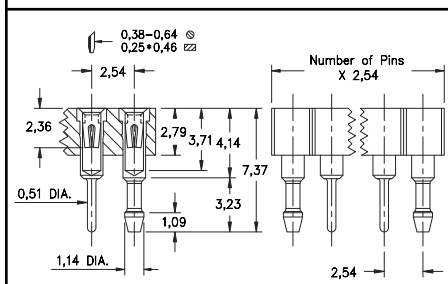


Fig. 4

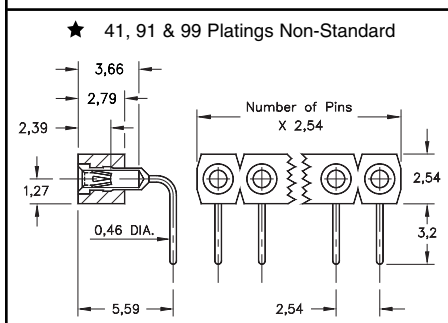


Fig. 5

Ordering Information

Fig. 1	Series 350...006	Straight Pin Header
	350-XX-1__-00-006000 Specify # of pins → 01-64	
Fig. 2	Series 399...009	Right Angle Pin Header
	399-XX-1__-10-009000 Specify # of pins → 02-64	

For Electrical, Mechanical & Environmental Data, See pg. 4
XX=Plating Code See Below
For RoHS compliance select ◇ plating code.

SPECIFY PLATING CODE XX=	10◇	90	40◇	
Pin Plating	0,25µm Au	5,08µm Sn/Pb	5,08µm Sn	

Fig. 3	Series 310...001	Straight Socket
	310-XX-1__-41-001000 Specify # of pins → 01-64	
Fig. 4	Series 301...056	Socket w/ Retention Pegs
	301-XX-1__-41-560000 Specify # of pins → 01-64	
Fig. 5	Series 399...003	Right Angle Socket
	399-XX-1__-10-003000 Specify # of pins → 01-64	

For Electrical, Mechanical & Environmental Data, See pg. 4
XX=Plating Code See Below
For RoHS compliance select ◇ plating code.

SPECIFY PLATING CODE XX=	13◇	91	93	99	41◇	43◇	44◇
Sleeve (Pin)	0,25µm Au	5,08µm Sn/Pb	5,08µm Sn/Pb	5,08µm Sn/Pb	5,08µm Sn	5,08µm Sn	5,08µm Sn
Contact (Clip)	0,76µm Au	0,25µm Au	0,76µm Au	5,08µm Sn/Pb	0,25µm Au	0,76µm Au	5,08µm Sn